



## ZONE 3 ADVISORY COMMITTEE

---

San Luis Obispo County Flood Control and Water Conservation District

### AGENDA

Thursday, May 15, 2025, 10:30 A.M.

City of Pismo Beach Council Chambers  
760 Mattie Rd., Pismo Beach, CA 93449

- I. CALL TO ORDER AND ROLL CALL
- II. PUBLIC COMMENT  
This is also an opportunity for members of the public to address the Committee on items that are not on the agenda.
- III. MEETING MINUTES
  - A. March 20, 2025, Meeting – [Attachment 1](#)
- IV. OPERATIONS REPORT
  - A. Water Plant Operations, Reservoir Storage, Downstream Releases - [Verbal Update](#)
  - B. Projected Reservoir Levels – [Attachment 2](#)
  - C. March and April Monthly Operations Report – [Attachment 3](#)
  - D. Projects Updates - [Attachment 4](#)
  - E. Fire Protection - [Verbal Update](#)
  - F. Unbudgeted Operations Costs - [Attachment 5](#)
- V. LOPEZ RECREATION REPORT
- VI. INFORMATIONAL ITEMS
  - A. Present 3<sup>rd</sup> Quarter FY 2024/25 Budget Status– [Attachment 6](#)
- VII. ACTION ITEMS (No Subsequent Board of Supervisors Action Required)
  - A. Declare Surplus Water – [Attachment 7](#)
- VIII. ACTION ITEMS (Board of Supervisors Action is Subsequently Required)
- IX. FUTURE AGENDA ITEMS
- X. COMMITTEE MEMBER COMMENTS

---

Next Regular Meeting is Scheduled for  
July 17, 2025, at 10:30 AM at Oceano Community Services District  
Agendas accessible online at [www.slocounty.ca.gov/pw/zone3](http://www.slocounty.ca.gov/pw/zone3)

---



**SAN LUIS OBISPO COUNTY FLOOD CONTROL  
AND WATER CONSERVATION DISTRICT  
ZONE 3 ADVISORY COMMITTEE  
MEETING MINUTES  
THURSDAY MARCH 20, 2025  
GROVER BEACH CITY COUNCIL CHAMBERS**

---

**I. CALL TO ORDER AND ROLL CALL**

- **Action:** The Zone 3 Advisory Committee meeting was called to order at 10:30 AM by Agriculture Member Brian Talley.
- **Action:** Roll call conducted by David Spiegel. A quorum was confirmed.

**Members in Attendance:**

- Ron Reilly, Member at Large Delegate
  - Brian Talley, Agriculture Member
  - Marcia Guthrie, City of Pismo Beach
  - Brad Hagemann, CSA 12
  - Aileen Loe, City of Arroyo Grande
- 

**II. PUBLIC COMMENT**

- **Action:** No public comments were made.
- 

**III. APPROVAL OF MEETING MINUTES**

- **Action:** Motion to approve the minutes of the January 16, 2025, meeting. Motioned by Reilly, seconded by Guthrie.
  - **Action:** Motion passed by roll call vote.
- 

**IV. OPERATIONS REPORT**

- **A. Water Plant Operations, Reservoir Storage, Downstream Releases**
  - **Action:** Report provided by Spiegel.
- **B. Projected Reservoir Levels**
  - **Action:** Report provided by Spiegel, with a staff report to follow.

- **C. January and February Monthly Operations Report**

- **Action:** Report provided by Spiegel. Water exchanges as of February 1 are included in the report, and future reports will feature a separate water exchange table.

- **D. Project Updates**

- **Action:** Report provided by Spiegel.

- **E. 2nd Quarter Budget Status Report**

- **Action:** Report provided by Spiegel.
- 

## **V. ACTION ITEMS (No Subsequent Board of Supervisors Action Required)**

- **Action:** None.
- 

## **VI. ACTION ITEMS (Board of Supervisors Action Required)**

### **1. Fiscal Year 2025/26 Budget Endorsement**

- **Action:** Motion to endorse the fiscal year 2025/26 budget, motioned by Guthrie, seconded by Loe.
  - **Action:** Motion passed by roll call vote.
- 

## **VII. FUTURE AGENDA ITEMS**

- **Action:** Fire protection, bond discussion, and parks update.
- 

## **VIII. COMMITTEE MEMBER COMMENTS**

- **Action:** Talley shared concerns about the lawsuit and the Preliminary Injunction affecting the operation of the Lopez Dam. He noted that rate increases are likely as a result.
  - **Action:** Hagemann reported receiving an invitation to attend the Creeklands event on April 3, 2025, from 4:00 PM to 5:30 PM at the AG Stream Gage sign. Loe inquired if the event was open to the public, and Spiegel confirmed it is for the Zone 3 Committee.
- 

## **IX. ADJOURNMENT**

- **Action:** The meeting was adjourned at 10:58 AM by Talley.

- **Next Meeting:** Scheduled for May 15, 2025, at the City of Pismo Beach Council Chambers.

---

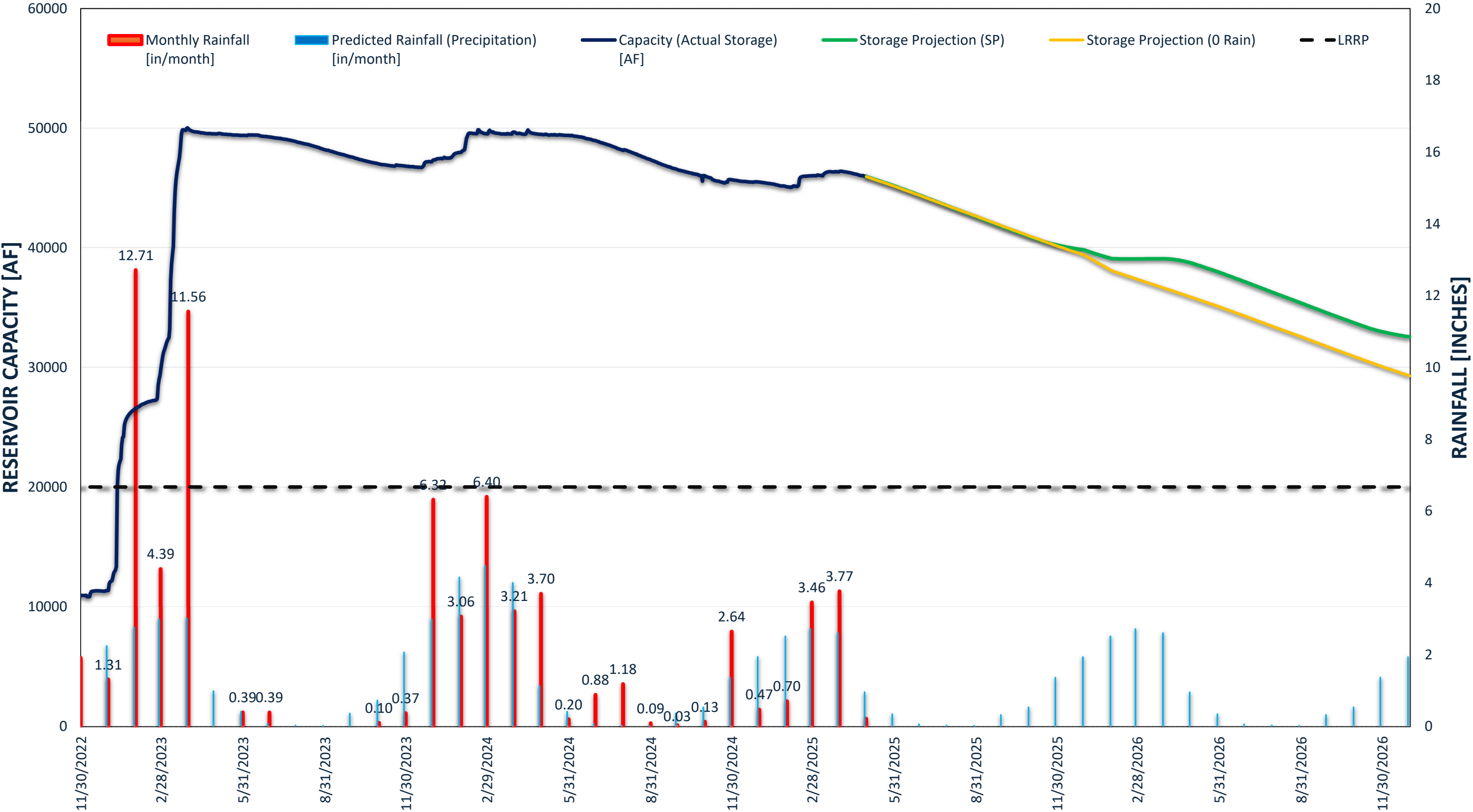
**Respectfully Submitted,**

Laura Holder

County of San Luis Obispo Public Works Department

DRAFT

# LOPEZ RESERVOIR STORAGE PROJECTION CHART



<p align="center"> <b>San Luis Obispo County Flood Control and Water District</b>  <b>Zone 3 - Lopez Project - Monthly Operations Report</b>  <b>March, 2025</b> </p>
---

CONTRACTOR	PROJECT WATER																					
	AVAILABLE WATER (APR-MAR)					DELIVERIES																
						THIS MONTH										APRIL TO PRESENT						
						ENTITLEMENT		STORED PW	SURPLUS PW		DELIVERIES DURING SPILL		DIE STORED PW	TOTAL		ENTITLEMENT		STORED PW	SURPLUS PW		DELIVERIES DURING SPILL	
	USAGE	%	USAGE	USAGE	USAGE	USAGE	USAGE	%	USAGE	%	USAGE	%	USAGE	USAGE	USAGE	USAGE	USAGE	USAGE	USAGE	USAGE	%	
AG	2290	0	0	2290	142.15	6%	0.00	0.00	0.00	0.00	0.00	142.15	6%	1539.1	67%	0.0	0.00	419.12	0.00	1958.20	86%	
OCSD	303	0	124	427	0.00	0%	0.00	0.00	0.00	0.00	35.81	35.81	8%	303.0	100%	0.0	76.56	0.00	35.81	415.37	97%	
GB	800	0	328	1128	62.33	8%	0.00	0.00	0.00	0.00	0.00	62.33	6%	590.4	74%	0.0	0.00	164.12	0.00	754.49	67%	
PB	892	0	366	1258	0.00	0%	0.00	0.00	0.00	0.00	59.21	59.21	5%	860.4	96%	0.00	0.00	257.00	59.21	1176.64	94%	
CSA 12	245	0	0	245	0.00	0%	0.00	0.00	0.00	0.00	6.06	6.06	2%	64.7	26%	0.0	0.00	15.12	6.06	85.89	35%	
SM	N/A	N/A	N/A	N/A	N/A	N/A	N/A	N/A	N/A	N/A	10.00	10.00	N/A	N/A	N/A	N/A	N/A	N/A	10.00	10.00	N/A	
TOTAL	4530	0	819	5349	204.49	4.5%	0.00	0.00	0.00	0.00	111.08	315.57	5.9%	3357.6	74.1%	0	76.6	855.35	111.08	4400.59	82%	

	STATE WATER PROJECT WATER													
	ANNUAL REQUEST**	CUMULATIVE AIE SSWPW ***	DELIVERIES											
			THIS MONTH						JANUARY TO PRESENT					
			ALLOCATION			DIE	AIE	TOTAL	ALLOCATION		DIE	AIE	TOTAL	
CONTRACTOR			REQUEST	USAGE	%	USAGE	USAGE	USAGE	USAGE	%	USAGE	USAGE	USAGE	
AG	N/A	0.0	N/A	N/A	N/A	0.00	0.00	0.00	N/A	N/A	61.21	0.00	61.21	
OCS D	95.0	0.0	20.00	8.80	9.3%	0.00	0.00	8.80	8.80	9%	20.26	0.00	29.06	
GB	N/A	0.0	N/A	N/A	N/A	0.00	0.00	0.00	N/A	N/A	30.94	0.00	0.00	
PB	1190.0	0.0	100.00	51.21		0.00	0.00	51.21	231.59	19%	0.00	0.00	231.59	
CSA 12	96.0	0.0	7.50	5.43		0.00	0.00	5.43	17.20	18%	1.82	0.00	19.02	
SM	90.0	0.0	8.00	0.00		0.00	0.00	0.00	19.84	22%	0.00	0.00	19.84	
TOTAL	1471.0	0.0	135.5	65.44	4%	0.00	0.00	65.44	277.43	19%	114.22	0.00	391.65	

DISTRICT INITIATED EXCHANGE			
PW			
JANUARY TO PRESENT			
STORED DIE WATER			
AVAILABLE	USAGE	BALANCE	
0.00	0.00	0.00	
35.81	35.81	0.00	
0.00	0.00	0.00	
59.21	59.21	0.00	
6.06	6.06	0.00	
13.13	10.00	3.13	
<b>114.21</b>	<b>111.08</b>	<b>3.13</b>	

	<b>TOTAL MONTHLY DELIVERIES</b>
<b>CONTRACTOR</b>	<b>[AF]</b>
AG	142.15
OCSD	44.61
GB	62.33
PB	110.42
CSA 12	11.49
SM	10.00
<b>TOTAL</b>	<b>381.0</b>

GLOSSARY
AIE: Agency Initiated Exchange
DIE: District Initiated Exchange
N/A: Not Applicable
PW: Project Water aka Lopez Water
Stored PW: Generated from unused entitlement water at end of WY
Surplus Water: Generated from unused DS Releases at end of WY
SWP: State Water Project
SSWPW: Stored SWP Water
* Stored PW includes Declared Surplus Water
** Actual amount available is dependent on the State's (DWR) delivery %
*** Stored SWP water resulting from AIE

DAM & OTHER OPERATIONS				
	THIS MONTH	WY TO DATE	MAX CAPACITY	
LAKE ELEVATION (ft)	519.19	N/A	522.60	
STORAGE [AF]	46,410	N/A	49,476	94%
MONTHLY RAINFALL [in] (Annual: July 1- June 30)	3.77	12.47	N/A	
DOWNSTREAM RELEASES [AF]	491.33	4,055.23	4,200.00	
LAKE TO TERMINAL [AF]	212.98	4,520.46	N/A	
SPILLAGE [AF] (WY)	-	2,809.88	N/A	
AG WHEELING OCEANO WATER	1.51	N/A	N/A	

WATER ACCT. AFFECTED DUE TO SPILLAGE	
	[AF]
DISTRICT SSWPW LOST DURING SPILL	0.00
CUMULATIVE SSWPW LOST	0.00
STORED PW LOST	0.00

District Stored SWPW	
	[AF]
PREVIOUS DISTRICT SSWPW	-33.99
DWR METER DELIVERIES	156.00
CHANGE IN STORAGE	90.56
EVAPORATION	N/A
LOSSES DUE TO SPILL	0.00
<b>REMAINING DSSWPW</b>	<b>57.32</b>

District Initiated Exchange Summary	
LOPEZ PW NEEDED THIS MONTH	N/A
LOPEZ PW AVAILABLE THIS MONT	N/A
DIE EXCHANGE	N/A

NOTES

- 1) By March 31, 2024, a total of 2,532.60 AF of unused entitlement was generated. Corresponding amounts were transferred to each contractor's Stored Project Water bucket.
- 2) On April 30, 2024, 26.93 AF of District Stored SWPW was lost due to April's 2,693.66 AF spill event.
- 3) On April 30, 2024, 2,532.60 AF of Stored Project Water was lost due to April's 2,693.66 AF spill event.
- 4) Dam stopped spilling on June 16, therefore half of June Project Water Deliveries (162.55 AF) were reported under "Deliveries During Spill."
- 5) District Initiated Exchange (DIE): In effect from February 11 - March 2, 2025 due to the LWTP shutoff; deliveries were supplemented with State Water.
- 6) "DIE Exchange" water (114.21 AF) was obtained by calculating the difference between the "DWR Meter Deliveries" (214 AF) and the "SWPW Usage" (99.79 AF).

<p align="center"> <b>San Luis Obispo County Flood Control and Water District</b>  <b>Zone 3 - Lopez Project - Monthly Operations Report</b>  <b>April, 2025</b> </p>
---

CONTRACTOR	PROJECT WATER																					
	AVAILABLE WATER (APR-MAR)				DELIVERIES																	
					THIS MONTH										APRIL TO PRESENT							
					ENTITLEMENT		STORED PW	SURPLUS PW		DELIVERIES DURING SPILL		DIE STORED PW	TOTAL		ENTITLEMENT		STORED PW	SURPLUS PW	DELIVERIES DURING SPILL	DIE STORED PW	TOTAL USAGE	
	USAGE	%	USAGE	USAGE	USAGE	USAGE	USAGE	%	USAGE	%	USAGE	%	USAGE	USAGE	USAGE	USAGE	USAGE	USAGE	USAGE	%		
AG	2290	689.69	470.33	3450		0%	0.00	157.31	0.00	0.00	157.31	5%	0.0	0%	0.0	157.31	0.00	0.00	157.31	5%		
OCS	303	0.00	62.23	365		0%	0.00	44.31	0.00	0.00	44.31	12%	0.0	0%	0.0	44.31	0.00	0.00	44.31	12%		
GB	800	178.66	164.31	1143	56.47	7%	0.00	0.00	0.00	0.00	56.47	5%	56.5	7%	0.0	0.00	0.00	0.00	56.47	5%		
PB	892	31.60	183.20	1107		0%	0.00	15.40	0.00	0.00	15.40	1%	0.0	0%	0.0	15.40	0.00	0.00	15.40	1%		
CSA 12	245	178.48	50.32	474	5.20	2%	0.00	0.00	0.00	0.00	5.20	1%	5.2	2%	0.0	0.00	0.00	0.00	5.20	1%		
SM	N/A	N/A	N/A	N/A	N/A	N/A	N/A	N/A	3.13	3.13	3.13	N/A	N/A	N/A	N/A	N/A	N/A	3.13	3.13	N/A		
TOTAL	4530	1078.43	930.4	6539	61.67	1.4%	0.00	217.02	0.00	3.13	281.82	4.3%	61.7	1.4%	0	217.0	0.00	3.13	281.82	4%		

CONTRACTOR	ANNUAL REQUEST**	CUMULATIVE AIE SSWPW ***	STATE WATER PROJECT WATER												
			DELIVERIES									JANUARY TO PRESENT			
			THIS MONTH			DIE			AIE						TOTAL
			REQUEST	ALLOCATION		USAGE	%	USAGE	USAGE	USAGE	USAGE	ALLOCATION		USAGE	%
AG	N/A	0.0		N/A	N/A	N/A	0.00	0.00	0.00	N/A	N/A	61.21	0.00	61.21	
OCS D	95.0	0.0	0.00	0.00	0.0%	0.00	0.00	0.00	8.80	9%	20.26	0.00	29.06		
GB	N/A	0.0	N/A	N/A	N/A	0.00	0.00	0.00	N/A	N/A	30.94	0.00	0.00		
PB	1190.0	0.0	103.00	103.00		0.00	0.00	103.00	334.59	28%	0.00	0.00	334.59		
CSA 12	96.0	0.0	8.50	7.04		0.00	0.00	7.04	24.24	25%	1.82	0.00	26.06		
SM	90.0	0.0	8.00	2.37		0.00	0.00	2.37	22.21	25%	0.00	0.00	22.21		
TOTAL	1471.0	0.0	119.5	112.41	8%	0.00	0.00	112.41	389.84	27%	114.22	0.00	504.06		

DISTRICT INITIATED EXCHANGE			TOTAL MONTHLY DELIVERIES
PW			
JANUARY TO PRESENT			
STORED DIE WATER			
AVAILABLE	USAGE	BALANCE	
0.00	0.00	0.00	CONTRACTOR
35.81	35.81	0.00	AG
0.00	0.00	0.00	OCSD
59.21	59.21	0.00	GB
6.06	6.06	0.00	PB
13.13	13.13	0.00	CSA 12
114.21	114.21	0.00	SM
			TOTAL

GLOSSARY
AIE: Agency Initiated Exchange
DIE: District Initiated Exchange
N/A: Not Applicable
PW: Project Water aka Lopez Water
Stored PW: Generated from unused entitlement water at end of WY
Surplus Water: Generated from unused DS Releases at end of WY
SWP: State Water Project
SSWPW: Stored SWP Water
* Stored PW includes Declared Surplus Water
** Actual amount available is dependent on the State's (DWR) delivery %
*** Stored SWP water resulting from AIE

DAM & OTHER OPERATIONS				
	THIS MONTH	WY TO DATE	MAX CAPACITY	
LAKE ELEVATION (ft)	518.62	N/A	522.60	
STORAGE [AF]	45,906	N/A	49,476	93%
MONTHLY RAINFALL [in]	-	12.47	N/A	
(Annual: July 1- June 30)		-		
DOWNSTREAM RELEASES [AF]	474.14	4,529.37	4,200.00	
LAKE TO TERMINAL [AF]	331.13	4,851.59	N/A	
SPILLAGE [AF] (WY)	-	2,809.88	N/A	
AG WHEELING OCEANO WATER	1.56	N/A	N/A	

WATER ACCT. AFFECTED DUE TO SPILLAGE	
	[AF]
DISTRICT SSWPW LOST DURING SPILL	0.00
CUMULATIVE SSWPW LOST	0.00
STORED PW LOST	0.00

District Stored SWPW	
	[AF]
PREVIOUS DISTRICT SSWPW	-33.99
DWR METER DELIVERIES	156.00
CHANGE IN STORAGE	90.56
EVAPORATION	N/A
LOSSES DUE TO SPILL	0.00
<b>REMAINING DSSWPW</b>	<b>57.32</b>

District Initiated Exchange Summary	
LOPEZ PW NEEDED THIS MONTH	N/A
LOPEZ PW AVAILABLE THIS MONTH	N/A
DIE EXCHANGE	N/A

NOTES	
-------	--

- 1) By March 31, 2024, a total of 2,532.60 AF of unused entitlement was generated. Corresponding amounts were transferred to each contractor's Stored Project Water bucket.
- 2) On April 30, 2024, 26.93 AF of District Stored SWPW was lost due to April's 2,693.66 AF spill event.
- 3) On April 30, 2024, 2,532.60 AF of Stored Project Water was lost due to April's 2,693.66 AF spill event.
- 4) Dam stopped spilling on June 16, therefore half of June Project Water Deliveries (162.55 AF) were reported under "Deliveries During Spill."
- 5) District Initiated Exchange (DIE): In effect from February 11 - March 2, 2025 due to the LWTP shutoff; deliveries were supplemented with State Water.
- 6) "DIE Exchange" water (114.21 AF) was obtained by calculating the difference between the "DWR Meter Deliveries" (214 AF) and the "SWPW Usage" (99.79 AF).



## ZONE 3 Lopez Project

---

San Luis Obispo County Flood Control and Water Conservation District

**TO:** Zone 3 Advisory Committee  
**FROM:** David Spiegel, PE, Utilities Engineer  
**DATE:** May 14, 2024  
**SUBJECT:** Zone 3 Projects Update

### Project Updates:

- Steelhead Passage Feasibility Assessment of Lopez Dam
  - BOS approval of contract at April 8 BOS meeting
  - Begin assessment of Lopez Dam
  - Budget ~\$250k
- Lopez Dam Flow Sensor
  - Delivering to WTP for installation at the dam
  - Purchase and installation of a flow sensor for measure pulse flows out of 42inch emergency valve
  - Budget ~\$20,000
- Membrane Module Replacement
  - Developing contract for final 2 racks
  - Budget ~\$600,000
- Spillway Assessment and Investigation (No Change)
  - Received Geotechnical Data Report from GEI
  - Remainder of project ~ minimum of \$300,000
- Geotechnical Testing & Seismic Alternatives Study of Terminal Reservoir Dam (No Change)
  - With DSOD for Review
  - Geotechnical Engineering Report Complete
  - Budget ~\$500,000
- Cathodic Protection Repair Project (No Change)
  - Working on transient monitoring station plans for DWR/State water line crossing
  - System working well
  - Budget ~\$449,933
- Fire Flow Tank Replacement
  - Reviewing grant opportunities
  - ~\$500k in Zone 3 Funds
  - Budget ~\$1,400,000





## ZONE 3 Lopez Project

---

San Luis Obispo County Flood Control and Water Conservation District

### **Completed Projects**

- DAF building repair and lifeline beam replacement



## ZONE 3 ADVISORY COMMITTEE

San Luis Obispo County Flood Control and Water Conservation District

**TO: Zone 3 Technical Advisory Committee, Zone 3 Advisory Committee**  
**FROM: Katie Franco, Finance Division**  
**DATE: May 8, 2025**  
**SUBJECT: Status Update on Litigation - Legal Defense Costs**

As the Zone 3 Agencies are aware, the County has appealed a court decision that requires increased water releases from Lopez Lake that are projected to have adverse effects on water supply. The cost and associated budget for hiring legal defense was not planned and has proven to be costly in a short amount of time. The Technical Advisory Committee approved the use of \$448,995 budgeted for cloud seeding efforts to be used towards legal costs. However, the total costs through April 30<sup>th</sup> are \$1,773,541 resulting in a net unbudgeted impact of \$1,324,546. Specific costs are detailed below.

Nossaman, LLP Invoices		
Invoice Date	Invoice Number	Total Amount
7/26/2024	565524	\$ 24,149.61
8/23/2024	566562	\$ 100,733.04
9/30/2024	567793	\$ 242,053.71
10/17/2024	568985	\$ 135,288.31
11/15/2024	570367	\$ 189,572.25
12/12/2024	571559	\$ 199,699.00
2/6/2025	573234	\$ 219,872.46
2/24/2025	574176	\$ 299,804.72
3/13/2025	574959	\$ 246,773.60
Total Invoices:		\$ 1,657,946.71
Total PW Staff Labor:		\$ 115,594.02
<b>Total Litigation Costs through April 2025:</b>		<b>\$ 1,773,540.73</b>

Breakdown by Agency		
Total Litigation Costs through April 2025:		\$ 1,773,540.73
Cloud Seeding budget moved to Litigation:		\$ (448,995.00)
<b>Unbudgeted Total of Litigation Fees:</b>		<b>\$ 1,324,545.73</b>
Agency	Contract %	Potential Billing Amount
Arroyo Grande	50.55%	\$ 669,557.87
Grover Beach	17.66%	\$ 233,914.78
Pismo Beach	17.66%	\$ 233,914.78
CSA 12	7.44%	\$ 98,546.20
Oceano CSD	6.69%	\$ 88,612.11
	100.00%	\$ 1,324,545.73

This budget overage will be billed out to agencies in the true-up for Fiscal Year 2024-25 net of available cost savings in other budgeted efforts.

Staff will be available to answer specific questions at the May 14, 2025 Zone 3 Technical Advisory Committee meeting and in person at the May 15, 2025 Advisory Committee meeting.



## ZONE 3 Lopez Project

San Luis Obispo County Flood Control and Water Conservation District

May 15, 2025

### MEMORANDUM

**TO:** Flood Control Zone 3 Advisory Committee

**FROM:** Kristina Borges, Accountant

**SUBJECT:** Flood Control Zone 3, Third Quarter Budget Status, Fiscal Year 2024-25

### Recommendation

The item to be received and filed.

### Summary

Attached please find a comparison of the budget to actual expenses for the third quarter of fiscal year 2024-25. The \$7.7M budget is broken into three categories: Routine Operations & Maintenance, Non-Routine Operations & Maintenance, and Capital Outlay. At the end of the third quarter, 86% of the total annual budget was expended.

Total Budget	Expenses through Q3	Balance Available	% of Budget Expended
7,743,453	6,653,309	1,090,144	86%

**Routine O&M:** This category has a budget of \$5.9M dollars. At the end of the third quarter, 76% of the annual budget has been expended, resulting in approximately \$1.45M being available for the remainder of the year. Expenses in this category are slightly above target with budgeted levels.

Total Budget	Expenses through Q3	Balance Available	% of Budget Expended
5,903,051	4,457,435	1,445,616	76%

**Non-Routine O&M:** This category has a budget of \$975,083. At the end of the third quarter, 208% of the annual budget had been expended, resulting in an available balance of (\$1,052,552) for the remainder of the year. Most of the items in this category have had the budget carried forward from the prior year to continue working on them. Expenses in this category are above target as a result of the litigation expenses at \$1.75M, which is 86% of the expenses in this category.

Total Budget	Expenses through Q3	Balance Available	% of Budget Expended
975,083	2,027,635	(1,052,552)	208%



## ZONE 3 Lopez Project

---

### San Luis Obispo County Flood Control and Water Conservation District

**Capital Outlay:** This category has a budget of \$865,319. At the end of the third quarter, expenses were 19% of the annual budget, resulting in \$697,080 available for the remainder of the year. The unspent budget from the prior year has been carried forward for several projects and accounts for the majority of this category's budget.

Total Budget	Expenses through Q3	Balance Available	% of Budget Expended
865,319	168,239	697,080	19%

### **Other Agency Involvement/Impact**

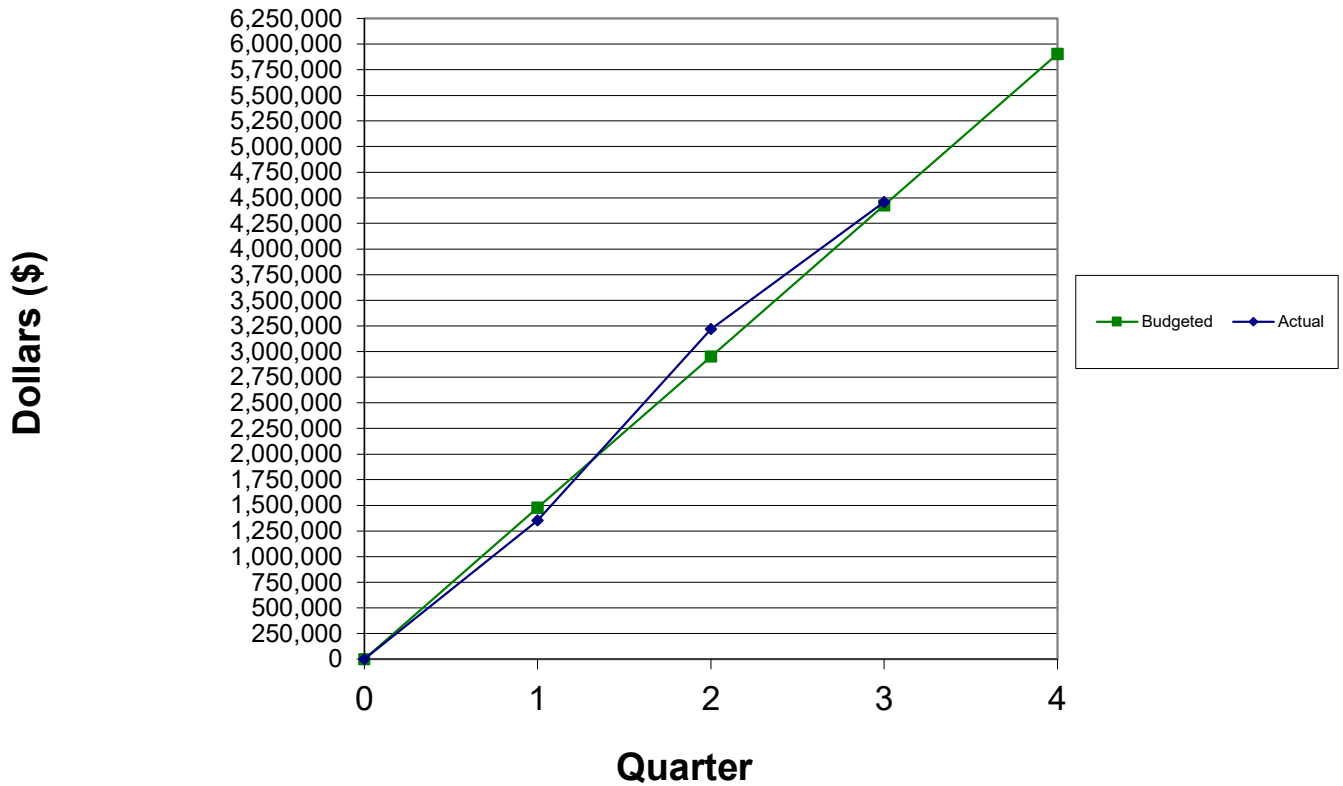
The agencies involved: City of Arroyo Grande, City of Grover Beach, City of Pismo Beach, Oceano Community Services District, and County Service Area 12. Subcontractors of CSA 12 include Port San Luis Harbor District and Avila Beach Community Services District.

### **Financial Consideration**

The City of AG still needs to pay the true-up bill for Fiscal Year 2023-24. All other agencies are current on their payments.

Zone 3 Budget Status  
3rd Quarter FY24/25

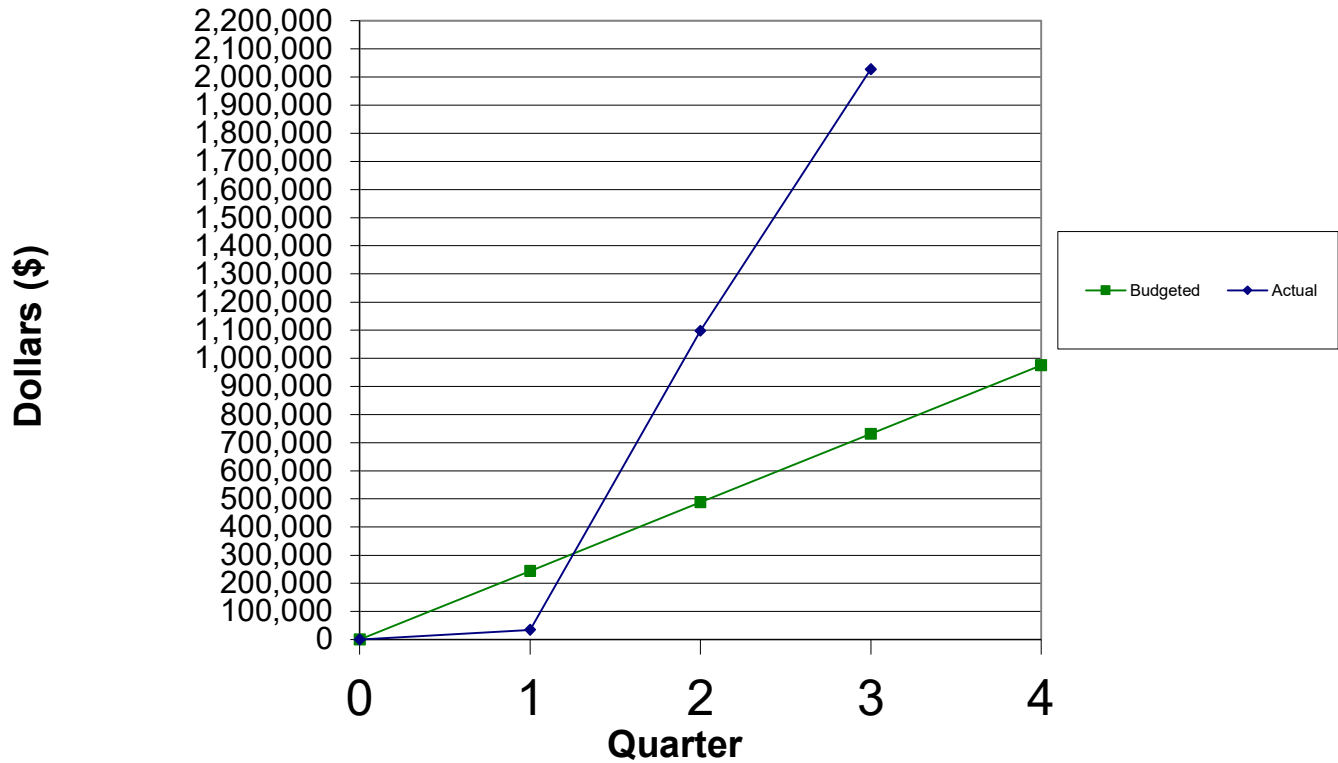
## Routine Operation and Maintenance



O&M Routine Category	Total Budget	1st Quarter	2nd Quarter	3rd Quarter	4th Quarter	Total	Total Exp as % of Budget	Total Balance Avail
Labor Hours	23,800	5,559	6,474	6,191	-	18,223	77%	
Chemicals - Water Treatment Plant	\$ 544,369	\$ 160,700	\$ 167,972	\$ 128,628		\$ 457,300	84%	\$ 87,069
Water Quality Testing - Treatment Plant	185,882	12,900	13,319.00	12,421		38,640	0%	\$ 147,242
Electricity - Water Treatment Plant	355,277	114,494	88,499.23	51,711.58		254,705	72%	\$ 100,572
All Other Costs - Water Treatment Plant	2,175,368	446,932	\$ 606,858	506,516		1,560,306	72%	\$ 615,062
Terminal	143,484	56,456	48,029	66,295		170,780	119%	\$ (27,296)
Main Dam	223,230	161,744	147,786	58,768		368,298	165%	\$ (145,068)
Lopez Water Rights /HCP	\$ 435,128	\$ 13,973	\$ 24,309	\$ 11,466	\$ -	\$ 49,748	11%	\$ 385,380
Other	1,840,314	387,321	769,877	400,460		1,557,658	85%	\$ 282,656
Expenses		1,354,520	1,866,650	1,236,265	-	4,457,435	76%	1,445,616
Budget	5,903,051	1,475,763	1,475,763	1,475,763	1,475,763	5,903,051		
Variance (over)/under		121,243	(390,887)	239,498	1,475,763	1,445,616		
% Variance		8%	-26%	16%	100%			

Zone 3 Budget Status  
3rd Quarter FY24/25

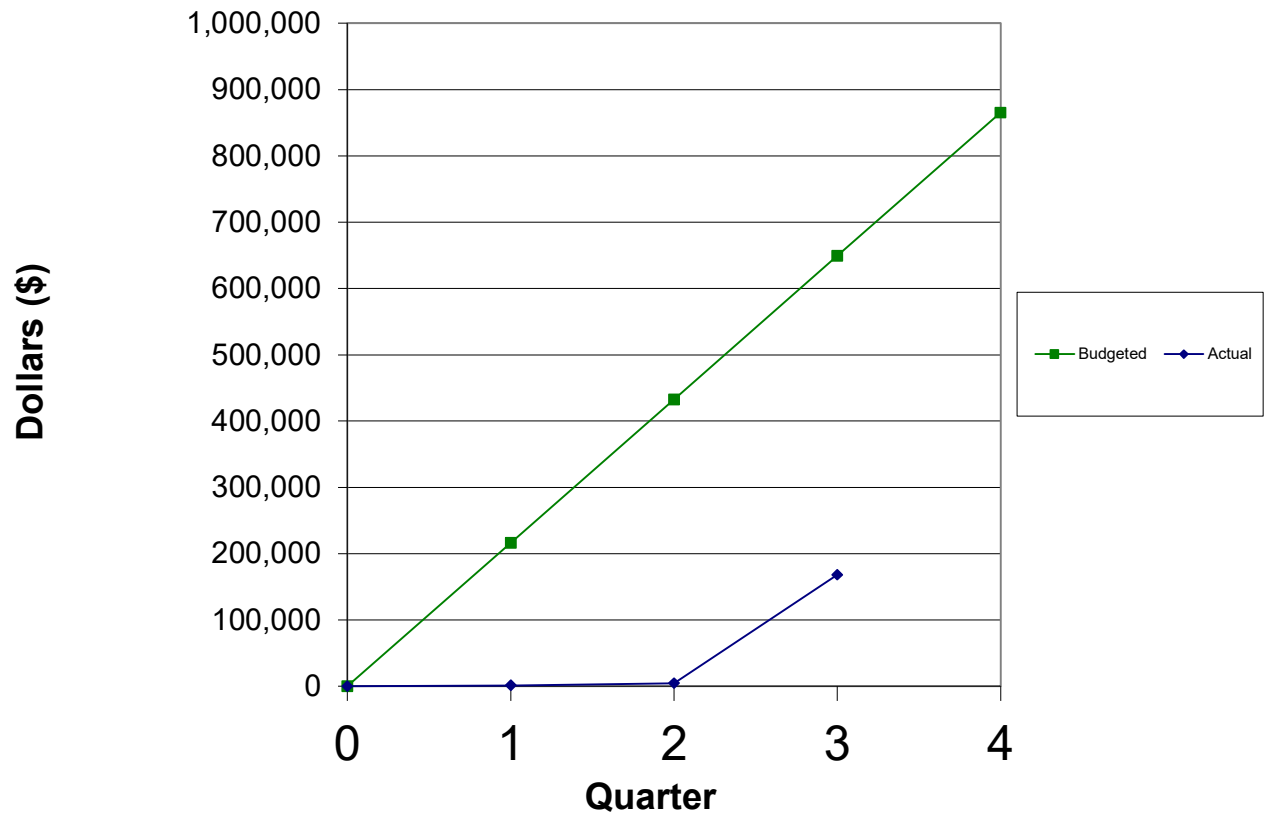
## Non-Routine Operation and Maintenance



O&M Non Routine Category	Total Budget	1st Quarter	2nd Quarter	3rd Quarter	4th Quarter	Total	Total Exp as % of Budget	Total Balance Avail
Cathodic Protection Maint	-	\$ -	-	-	-	\$ -	0%	\$ -
Contribution to ISF/New Equip	77,873	\$ -	1,271	-	-	\$ 1,271	2%	\$ 76,602
Geotech Test/Seismic Alt Study Terminal Dam	31,080	\$ 24,449	(0)	-	-	24,449	79%	6,631
Safety Upgrades to WTP	65,000	-	-	6,070	-	6,070	9%	58,930
Cloud Seeding Program	1,500	\$ 1,565	521	-	-	2,086	139%	(586)
Spillway Physical Investigation	350,185	\$ 8,707	157,245	74,564	-	240,516	69%	109,669
Contr to FC General AG Creek Subbasin	-	\$ -	-	-	-	-	0%	-
Replace Stem Wall Sludge Bed 2	450	\$ -	-	-	-	-	0%	450
Lopez HCP Litigation	448,995	\$ -	903,938	849,305	-	1,753,244	390%	(1,304,249)
Expenses		34,721	1,062,975	929,939	-	2,027,635	208%	(1,052,552)
Budget	975,083	243,771	243,771	243,771	243,771	975,083		
Variance (over)/under		209,050	(819,204)	(686,168)	243,771	(1,052,552)		
% Variance		86%	-336%	-281%	100%			

Zone 3 Budget Status  
3rd Quarter FY24/25

## Capital Outlay



Capital Outlay Projects	Total Budget	1st Quarter	2nd Quarter	3rd Quarter	4th Quarter	Total	% of Budget	Avail
Improved Boat Access at Term Res	\$ -	\$ -	\$ -	\$ -	\$ -	\$ -	0%	\$ -
Fireflow Tank Repair	464,715	1,307	0	-	-	1,307	0%	463,408
Cathodic Protection Units 1-3	22,784	-	3,116	611	-	3,726	16%	19,058
Mower	148,000	-	-	147,469	-	147,469	100%	531
Flowmeter	-	-	-	15,618	-	15,618	#DIV/0!	(15,618)
TBD - REPLACE CARBON FEED SYSTEM	50,000	-	-	-	-	-	0%	50,000
TBD - MEMBRANE RACK VALVE INSTALLATION	50,000	-	-	-	-	-	0%	50,000
TBD - TERMINAL DAM PEIZOMETER REPLACEMENT	15,281	-	-	-	-	-	0%	15,281
TBD - MEMBRANE RACK PIPE REPLACEMENTS	50,000	-	-	-	-	-	0%	50,000
Upgrade EQ Pump	37,623	-	-	-	-	-	0%	37,623
WTP-Membrance Filter Modules (2 Racks)	26,916	-	-	118	-	118	0%	26,798
Expenses		1,307	3,116	163,816	-	168,239	19%	697,080
Budget	865,319	216,330	216,330	216,330	216,330	865,319		
Variance (over)/under		215,023	213,214	52,514	216,330	697,080		
% Variance		99%	99%	24%	100%			

<b>2024-2025 End of Water Year Stored Project Water</b>	<b>[AF]</b>
Entitlement	4,530.00
Delivered Entitlement	3,451.56
Undelivered Entitlement	1,078.44
<b>Stored Project Water</b>	<b>1,078.44</b>

<b>2024-2025 Surplus Water Generated (April 1 - March 30)</b>	<b>[AF]</b>
Max Downstream Releases	4,200.00
Total Downstream Releases	4,055.23
Downstream Releases During Spill	785.63
Downstream Releases No Spill	3,269.60
<b>Surplus Water Generated</b>	<b>930.40</b>

<b>2024-2025 END OF WATER YEAR STORED PW AND SURPLUS WATER REPORT</b>						
<b>CONTRACTOR</b>	<b>ENTITLEMENT [AF]</b>	<b>USED ENTITLEMENT</b>	<b>ENTITLEMENT [%]</b>	<b>STORED PW [AF]</b>	<b>AVAILABLE SURPLUS WATER [AF]</b>	<b>SURPLUS WATER COST</b>
Arroyo Grande	2290	1600.31	51%	689.69	470.33	\$ 55,146.74
Oceano CSD	303	303	7%	0.00	62.23	\$ 7,296.71
Grover Beach	800	621.34	18%	178.66	164.31	\$ 19,265.24
Pismo Beach	892	860.4	20%	31.60	183.20	\$ 21,480.74
CSA 12	245	66.52	5%	178.48	50.32	\$ 5,899.98
San Miguelito	N/A	N/A	N/A	N/A	N/A	N/A
<b>TOTAL</b>	<b>4530</b>	<b>3451.57</b>	<b>100.0%</b>	<b>1078.43</b>	<b>930.40</b>	<b>\$ 109,089.40</b>