



## Quarterly Homelessness Database Dashboard Q1 ARCHIVE: JAN - MAR 2025

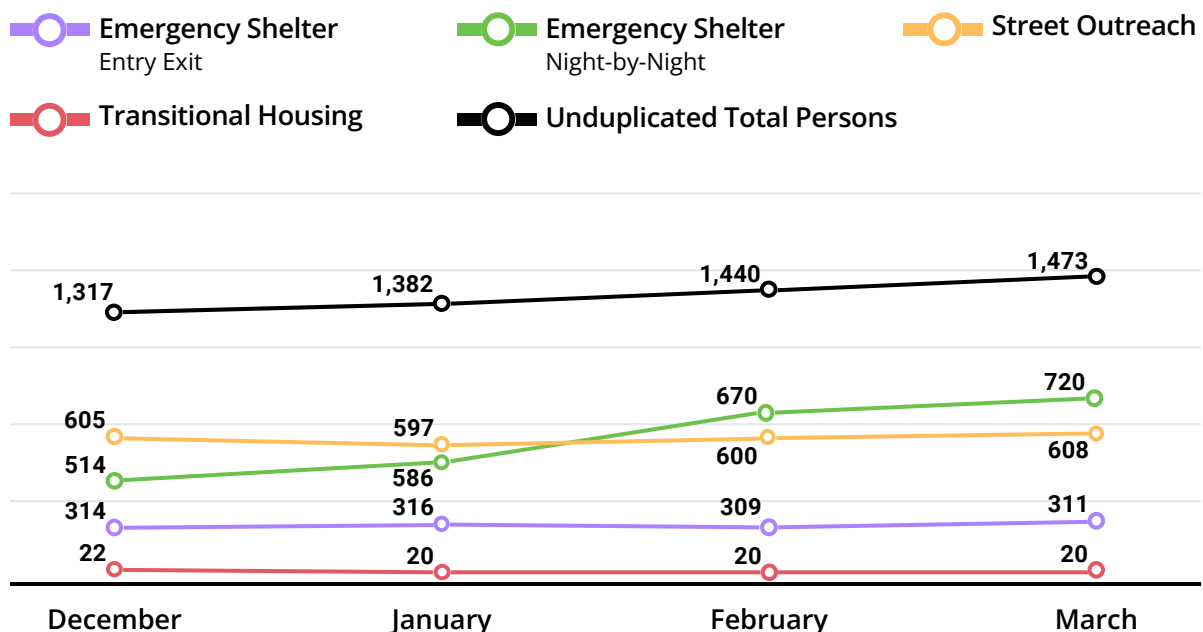
The Quarterly Homelessness Database Dashboard summarizes information collected in the Homeless Management Information System (HMIS). HMIS is an electronic data collection tool designed to capture client-level information over time on the demographics, service needs, and services provided to persons experiencing or at risk of homelessness. Within HMIS, services are grouped into program types such as Emergency Shelter (ES), Transitional Housing (TH), and Street Outreach (SO) among others. Eligibility and enrollment by program type can vary and enrollment in multiple programs at a time or over the course of a reporting period is common.

The archived quarterly dashboard below represents data captured in the local HMIS in a three month period. The information below reflects people enrolled in programs at local agencies, including those living unsheltered enrolled in Street Outreach programs. These numbers are separate from the [Point-in-Time Count](#), which seeks to record all individuals experiencing homelessness. The data below is entered, reviewed, and updated continuously in the database, so category totals are expected to change from one report to the next.

This report is intended to serve as a snapshot of the current activity and efforts in our area. Additional work by service providers, like homeless prevention, is not captured here. Analysis of our system is ongoing in order to better serve our neighbors and the community.

If you are seeking housing or other services for yourself or on someone's behalf, please visit the [Homeless Services Division's Get Help](#) page.

### Persons Served Monthly by Project Type



## People Enrolled in ES, TH, and SO Programs

1,646

persons in 2025 JAN-MAR (Q1)



## People in Adult-Only Households

1,246

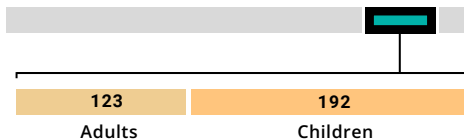
75% of HMIS Homeless Population



## People in Households with Children

315

19% of HMIS Homeless Population



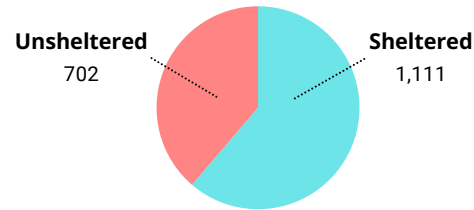
## People in Unknown Household Type

85

5% of HMIS Homeless Population

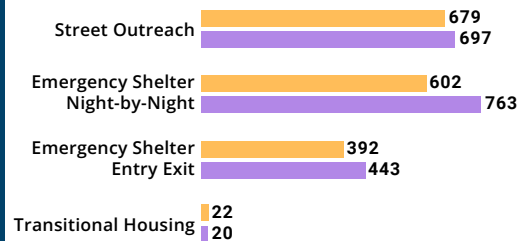


## People by Living Situation



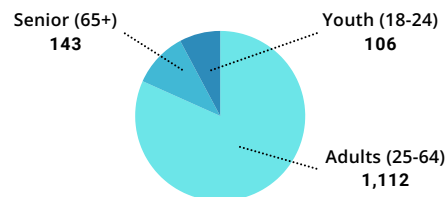
## Persons Served by Program Type

OCT-DEC (Q4) JAN-MAR (Q1)

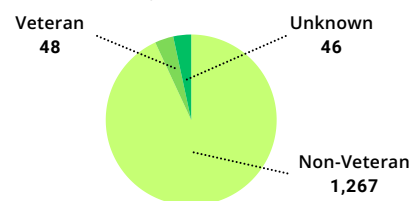


## Subpopulations

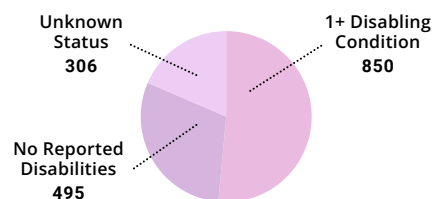
### Adults by Age Group



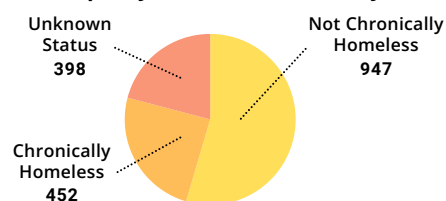
### Adults by Veteran Status



### People with Disabling Conditions



### People by Household Chronicity



## Stayers Subpopulation

51

Stayers Transitioned  
from Unsheltered to Sheltered

9.2% of stayers that enrolled in outreach

11

Stayers with Housing Matches  
(Move-in Pending)

reflecting .8% of all stayers

## Homeless Services Population Change During the Quarter

1,225

Active at Start

426

Newly Enrolled  
During Period

277

Leavers (no longer  
enrolled at the end of  
period)

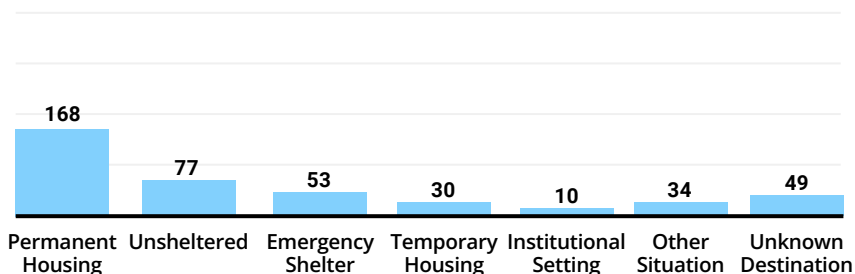
1,374

Stayers (remain  
enrolled at end of  
period)

149

Net Change in People  
Enrolled

## Leavers by Exit Destination Type



Leavers Permanently  
Housed

40.2%

38

Leavers Rehoused in CoC Housing Projects

25.5% of those with permanent housing destinations

123.4

Average Days from Enrollment to Housing

Median: 97

### Keyword Definitions

The Department of Housing and Urban Development (HUD) sets the definitions and standards for the majority of data collected in HMIS. Some of these definitions are included below the dashboard, but a complete listing of definitions can be viewed in the [Quarterly HMIS Dashboard Report](#). More information on federal standards for HMIS can be found on [HUD's website](#).

**Emergency Shelters:** Programs that offer temporary shelter for people experiencing homelessness. These can be further categorized as Entry-Exit or Night-by-Night.

**Entry-Exit Shelters:** Often referred to as 90 Day Programs for the amount of time people are typically enrolled. These programs offer temporary shelter where people are enrolled for an extended period of time while a person is receiving services.

**Household Type:** A group of people who are linked during the enrollment in a program.

**Leavers:** People who exited a program during the analysis period.

**Night-by-Night Shelters:** Programs that offer temporary shelter where clients are enrolled and exited each night.

**Stayers:** People who were enrolled prior to the analysis period and stayed enrolled.

**Street Outreach:** Programs that offer services necessary to serve people experiencing unsheltered homelessness.

**Transitional Housing:** Programs that provide temporary lodging and are designed to facilitate the movement of individuals into permanent housing within a set period of time no longer than 24 months. Additional requirements may be set by the funder.