

**HOMELESS SERVICES OVERSIGHT COUNCIL (HSOC)  
Coordinated Entry Committee Meeting Agenda**

May 28, 2025, 11am

**Committee members must participate in person** (except for just cause reasons, or for emergency reasons approved by the HSOC):

**Room 356, County of San Luis Obispo Department of Social Services  
3433 South Higuera Street, San Luis Obispo**

Members with approved just cause reasons and the public may participate by Zoom video call:

<https://us06web.zoom.us/j/86746782143?pwd=F1eLNZeFBwvvei9jwCJWBw3xrVzp0U.1>

Or dial in:

+1 669 444 9171

Meeting ID: 867 4678 2143

Passcode: 050435

1. Call to Order and Introductions
2. Public Comment
3. Consent: Approval of Minutes
4. Action/Information/Discussion
  - 4.1. Information Item: CES Ongoing Activity and Report
  - 4.2. Discussion Item: CES Annual Review for Fiscal Year 2024-2025
  - 4.3. Discussion Item: Data & Performance and Coordinated Entry Committee Alignment
  - 4.4. Information Item: Coordinated Entry Guidance and Workgroup Updates
  - 4.5. Information Item: Updates on Future Housing Projects in Coordinated Entry
5. Future Discussion/Report Items
6. Next Regular Meeting: June 25, 2025
7. Adjournment

The full agenda packet for this meeting is available on the SLO County HSOC web page:

<https://www.slocounty.ca.gov/departments/social-services/homeless-services-division/homeless-services-oversight-council01>

**HOMELESS SERVICES OVERSIGHT COUNCIL (HSOC)  
COORDINATED ENTRY COMMITTEE MEETING MINUTES**

**Date**

April 23, 2025

**Time**

11:04 am-12:28 pm

**Location**

Room 356, Department of Social Services, 3433 S. Higuera St., San Luis Obispo, CA 93401

**Members Present**

Jack Lahey  
Janna Nichols  
Lawren Ramos  
Lisa Fraser  
Liz Smith  
Morgan Torell  
Susan Lamont

**Members Absent**

Linda Belch  
Mark Lamore  
Scott Collins  
Wendy Blacker  
Wendy Lewis

**Staff and Guests**

Ashlee Hernandez  
Erica Jaramillo  
Hayley Spyksma  
Jorge Huerta  
Kari Howell  
Katy Krul  
Laurel Weir  
Lisa Fraser  
Merlie Livermore  
Nathan Rubinoff  
Russ Francis  
Sheena Luten

**1. Call to Order and Introductions**

Jack called the meeting to order at 11:04 am.

**2. Public Comment**

None presented.

**3. Consent: Approval of Minutes**

Janna moved the motion to approve the minutes, seconded by Lawren. Minutes were approved by voice vote.

#### **4. Action/Information/Discussion**

##### **4.1. Information Item: Committee Composition and Meeting Frequency**

Janna has suggested that this Committee could function as a working leadership group, maybe focus on the priorities of the Coordinated Entry System, instead of just on Policies. She also mentioned how the Data & Performance Committee and Coordinated Entry Committee interrelate as there has been a lot of discussion on data quality on both Committees.

Jack shared that Michelle Pedigo, representing the Housing Authority, will be invited to join this Committee. Susan encouraged the idea of having Committee members elect alternates to represent the members who will not be able to attend meetings.

Also, it was decided to keep the Committee's scheduled monthly meeting as is.

##### **4.2. Discussion Item: Coordinated Entry System Ongoing Activity & Report**

Nathan presented some slides showing a general overview of what they have been working on regarding Permanent Supportive Housing referrals.

##### **4.3. Information Item: Updated Coordinated Entry Guidance**

Due to time limitations, this topic is tabled for the next meeting in May.

##### **4.4. Discussion Item: Draft Victim Service Providers (VSP) Policy**

Due to time limitations, this topic is tabled for the next meeting in May.

##### **4.5. Discussion Item: CES Annual Review for Fiscal Year 2024-2025**

Due to time limitations, this topic is tabled for the next meeting in May.

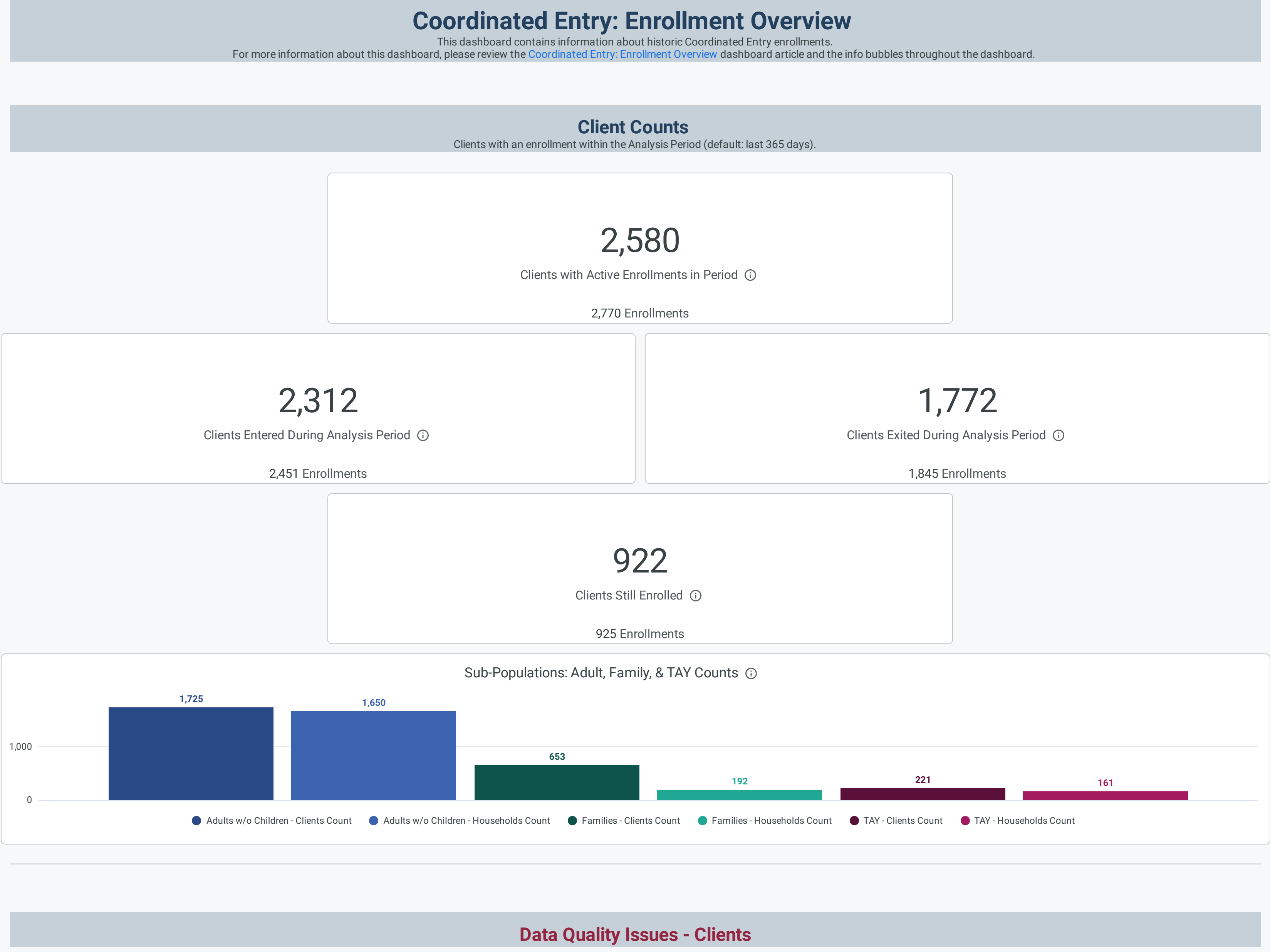
#### **5. Future Discussion/Report Items**

- CE Guidance
- Multiple assessment issue
- Draft Victim Service Providers policy
- CES Annual Review for FY 2024-2025 discussion
- Prevention update
- Discussion item: Family data and missing components in the system
- Activity regarding clients
- Lived Experience participation component

#### **6. Next Regular Meeting: May 28, 2025**

#### **7. Adjournment**

Jack adjourned the meeting at 12:28 pm.

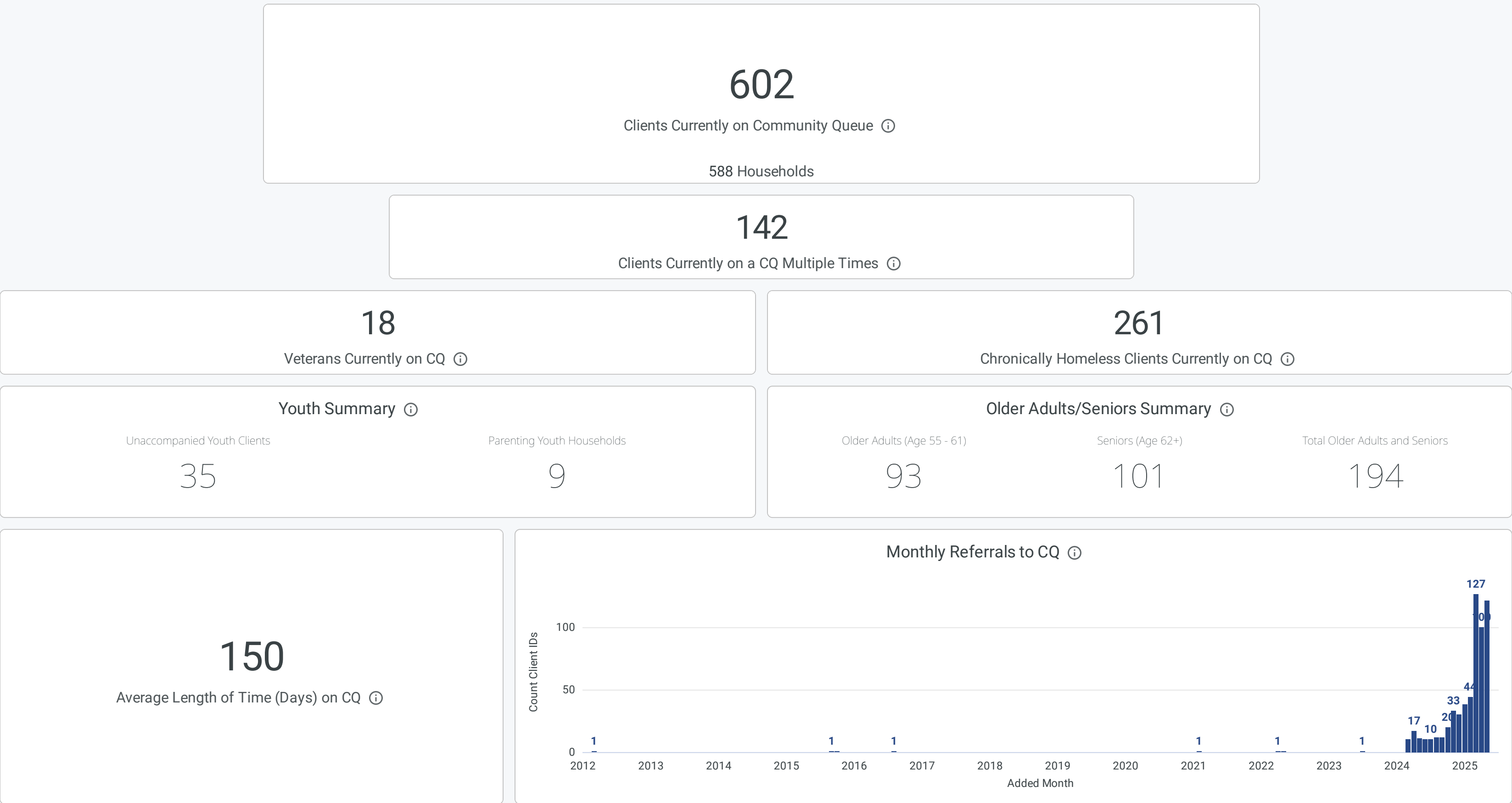




Coordinated Entry: Currently on a Community Queue

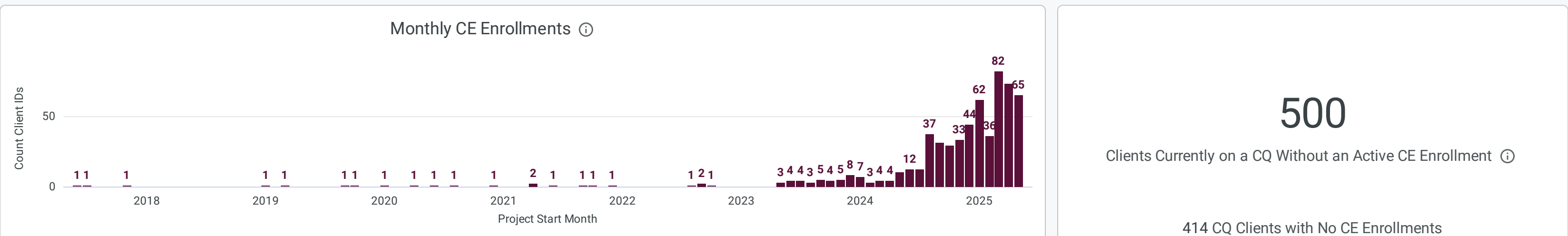
This dashboard includes all clients that have a Coordinated Entry program enrollment and are also currently on a Community Queue.  
For more information about dashboard logic and fields utilized, please review the dashboard article at [Coordinated Entry: Currently on a Community Queue](#) and info bubbles on dashboard tiles.

Community Queue (CQ) Overview



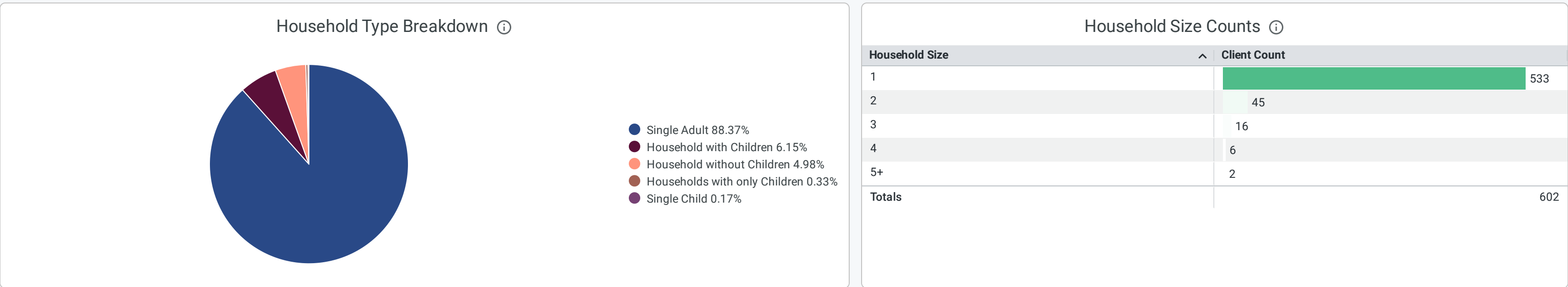
Enrollment Information

For more information about CE enrollments, please review the Coordinated Entry: Enrollments Dashboard.



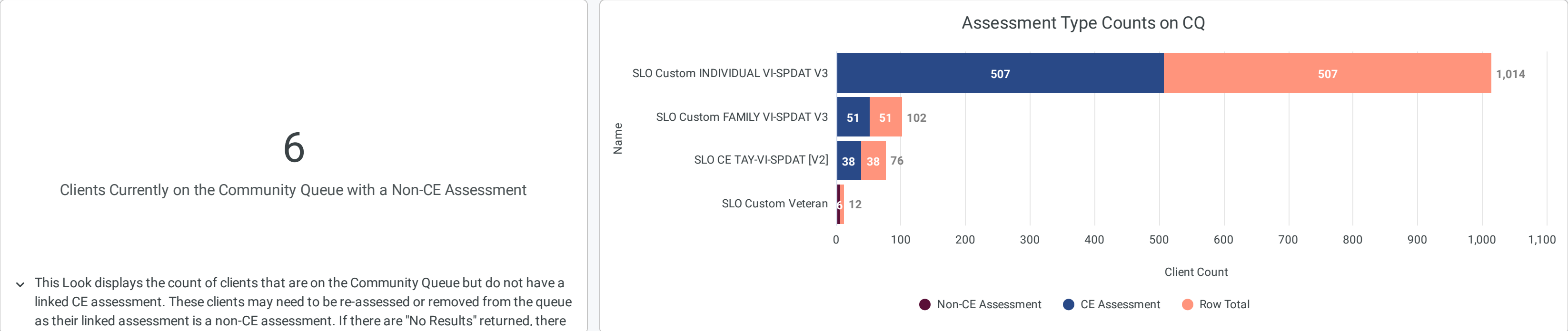
Household Information - Latest Coordinated Entry Enrollment

Household type for all clients currently on a Community Queue



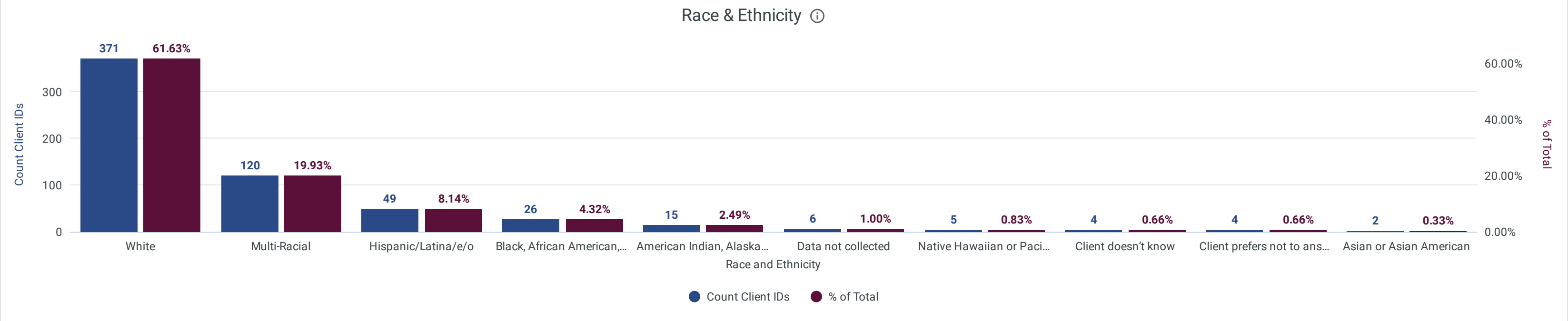
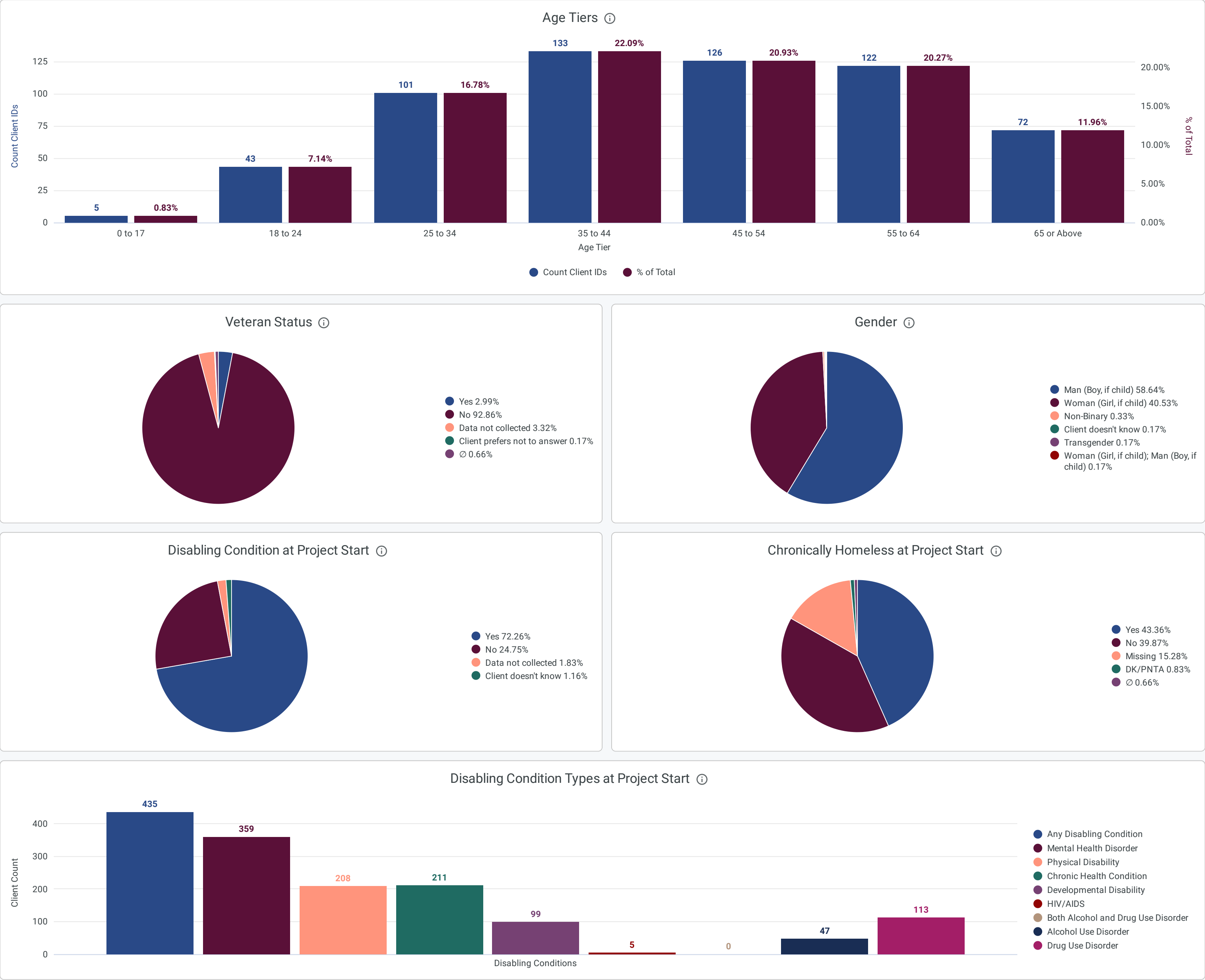
Assessment Information

Assessments connected to Referrals Currently on a Community Queue



Demographics/Special Populations

Clients currently on a Community Queue



Currently on Community Queue - Client Detail

Note: Download data for a complete client detail list if Community Queue contains more than 5000 clients.

	Client ID	Current Age	Gender	Veteran Status	Chronic at Entry	Household Type	Household Size	Name	Assessment Score	Assessment Date	Community Queue Name	Community Queue CoC	Added to Queue	Days on Queue	Last HMIS Activity: Agency	Last HMIS Activity: Date	Latest CE Enrollment: Assigned Staff	Assessing Program
1																		
2																		
3																		
4																		
5																		

Q4a. Project Identifiers in HMIS

Organization Name	Organization ID	Project Name	Project ID	HMIS Project Type	RRH Subtype	Coordinated Entry Access Point	Affiliated with a residential project	Project IDs of affiliations	CoC Number	Geocode	Victim Service Provider	Total Active Clients	Total Active Households
San Luis Obispo County Coordinated Entry (CE)	13	San Luis Obispo County Coordinated Entry (CE-SSO-CA-614) (93)	93	14		1			CA-614	069079	0	1,107	951

Q5a. Report Validations Table

Program Applicability: All Projects

Category	Count of Clients for DQ	Count of Clients
Total number of persons served	1,050	1,050
Number of adults (age 18 or over)	936	936
Number of children (under age 18)	113	113
Number of persons with unknown age	1	1
Number of leavers		
Number of adult leavers		
Number of adult and head of household leavers		
Number of stayers		
Number of adult stayers		
Number of veterans	21	21
Number of chronically homeless persons		
Number of youth under age 25	93	93
Number of parenting youth under age 25 with children		
Number of adult heads of household	895	895
Number of child and unknown-age heads of household	5	5
Heads of households and adult stayers in the project 365 days or more		

Q6a. Data Quality: Personally Identifiable Information

Program Applicability: All Projects

Data Element	Client Doesn't Know/Prefers Not to Answer	Information Missing	Data Issues	Total	% of Issue Rate
Name (3.01)	1	0	1	2	0.19%
Social Security Number (3.02)	67	17	25	109	10.38%
Date of Birth (3.03)	1	0	5	6	0.57%
Race and Ethnicity (3.04)	14	10		24	2.29%
Gender (3.06)	2	0		2	0.19%
Overall Score				125	11.90%



**Q7a. Number of Persons Served**

Program Applicability: All Projects

	Total	Without Children	With Children and Adults	With Only Children	Unknown Household Type
Adults	936	859	76		1
Children	113		105	8	0
Client Doesn't Know/Prefers Not to Answer	1	0	0	0	1
Data Not Collected	0	0	0	0	0
<b>Total</b>	<b>1,050</b>	<b>859</b>	<b>181</b>	<b>8</b>	<b>2</b>
For PSH & RRH the total persons served who moved into housing					

**Q8a. Households Served**

Program Applicability: All Projects

	Total	Without Children	With Children and Adults	With Only Children	Unknown Household Type
Total Households	900	831	64	4	1
For PSH & RRH the total households served who moved into housing					

**Q9a. Assessment Type - Households Assessed in the Date Range**

Program Applicability: All Projects

	Total	Without Children	With Children and Adults	With Only Children	Unknown Household Type
Phone	92	84	6	1	1
Virtual	0	0	0	0	0
In-person	802	742	57	3	0
Total Households Assessed	894	826	63	4	1

**Q9b. Prioritization Status - Households Prioritized in the Date Range**

Program Applicability: All Projects

	Total	Without Children	With Children and Adults	With Only Children	Unknown Household Type
Placed on Prioritization List (Prioritized)	767	724	39	4	0
Not Placed on Prioritization List	133	107	25	0	1



Percent of Assessed Prioritized Of the total HH Assessed report the percent of those placed on the prioritization list	85.22%	87.12%	60.94%	100.00%	0.00%
---	--------	--------	--------	---------	-------

**Q9c. Access Events - Households with an Access Event in the Date Range**

Program Applicability: All Projects

	Total	Without Children	With Children and Adults	With Only Children	Unknown Household Type
Referral to Prevention Assistance project	0	0	0	0	0
Problem Solving/Diversion/Rapid Resolution intervention or service	0	0	0	0	0
Referral to scheduled Coordinated Entry Crisis Needs Assessment	0	0	0	0	0
Referral to scheduled Coordinated Entry Housing Needs Assessment	0	0	0	0	0
Total	0	0	0	0	0
Result: Client housed/Re-Housed in a safe alternative	0	0	0	0	0
Percent of successful referrals to Problem Solving/Diversion/Rapid Resolution	0.00%	0.00%	0.00%	0.00%	0.00%

**Q9d. Referral Events - Households Who Were Referred in the Date Range**

Program Applicability: All Projects

Referral to	Total	Without Children	With Children and Adults	With Only Children	Unknown Household Type
Post-placement/follow-up case management	0	0	0	0	0
Street Outreach project or services	0	0	0	0	0
Housing Navigation project or services	0	0	0	0	0
Non-continuum services: Ineligible for continuum services	0	0	0	0	0
Non continuum services: No availability in continuum services	0	0	0	0	0
Emergency Shelter bed opening	0	0	0	0	0
Transitional Housing bed/unit opening	0	0	0	0	0
Joint TH-RRH project/unit/resource opening	0	0	0	0	0
RRH project resource opening	0	0	0	0	0
PSH project resource opening	140	129	11	0	0

**Q9d. Referral Events - Households Who Were Referred in the Date Range**

Program Applicability: All Projects

Referral to	Total	Without Children	With Children and Adults	With Only Children	Unknown Household Type
Other PH project	62	58	3	1	0
Referral to emergency assistance/flex fund/furniture assistance	0	0	0	0	0
Referral to Emergency Housing Voucher (EHV)	0	0	0	0	0
Referral to a Housing Stability Voucher	0	0	0	0	0
Total	202	187	14	1	0
Of the total HH prioritized (Q9b row 1) what percentage received a referral	25.55%	25.00%	35.90%	25.00%	0.00%
Result: Successful referral: client accepted	57	52	5	0	0
Result: Unsuccessful referral: client rejected	25	23	1	1	0
Result: Unsuccessful referral: provider rejected	78	74	4	0	0
No result recorded	42	38	4	0	0
Result: Enrolled in Aftercare project	0	0	0	0	0
Percent of successful referrals to residential projects	28.22%	27.81%	35.71%	0.00%	0.00%

**Q10. Total Coordinated Entry Activity During the Year**

Program Applicability: All Projects

Assessment/Event	Total Occurrences	Successful Referral	Unsuccessful Referral: client rejected	Unsuccessful Referral: provider rejected	Re-housed in safe alternative	Enrolled in aftercare
Crisis Needs Assessment	28					
Housing Needs Assessment	1,046					
Referral to Prevention Assistance project	3					
Problem Solving/Diversion/Rapid Resolution intervention or service	1				1	
Referral to scheduled Coordinated Entry Crisis Needs Assessment	0					

**Q10. Total Coordinated Entry Activity During the Year**

Program Applicability: All Projects

Assessment/Event	Total Occurrences	Successful Referral	Unsuccessful Referral: client rejected	Unsuccessful Referral: provider rejected	Re-housed in safe alternative	Enrolled in aftercare
Referral to scheduled Coordinated Entry Housing Needs Assessment	0					
Referral to post-placement/follow-up case management	0					0
Referral to Street Outreach project or services	0					
Referral to Housing Navigation project or services	0					
Referral to Non-continuum services: Ineligible for continuum services	0					
Referral to Non continuum services: No availability in continuum services	0					
Referral to Emergency Shelter bed opening	0	0	0	0		
Referral to Transitional Housing bed/unit opening	0	0	0	0		
Referral to Joint TH-RRH project/unit/resource opening	0	0	0	0		
Referral to RRH project resource opening	1	0	0	0		
Referral to PSH project resource opening	228	66	27	118		
Referral to Other PH project/unit/resource opening	87	18	12	31		
Referral to emergency assistance/flex fund/furniture assistance	0					
Referral to Emergency Housing Voucher (EHV)	0	0	0	0		
Referral to a Housing Stability Voucher	0	0	0	0		

HUD Annual Performance Report [FY 2024]

San Luis Obispo County Coordinated Entry (CE)

Date Range: 06/01/2024 thru 05/31/2025

Agency cat. filter: Agency CoC

Enrollment CoC Filter: No

Funding Criteria: Not Based on Funding Source

Client ID Selection: Clarity Unique Identifier

Q4a. Project Identifiers in HMIS

Organization Name	Organization ID	Project Name	Project ID	HMIS Project Type	RRH Subtype	Coordinated Entry Access Point	Affiliated with a residential project	Project IDs of affiliations	CoC Number	Geocode	Victim Service Provider	Total Active Clients	Total Active Households
San Luis Obispo County Coordinated Entry (CE)	13	San Luis Obispo County Coordinated Entry (CE-SSO-CA-614) (93)	93	14		1			CA-614	069079	0	2,580	1,982



**HUD Annual Performance  
Report [FY 2024]**

Date Range: 06/01/2024 thru 05/31/2025

Agency cat. filter: Agency CoC

Enrollment CoC Filter: No

Funding Criteria: Not Based on Funding Source

Client ID Selection: Clarity Unique Identifier

**Q5a. Report Validations Table**

Program Applicability: All Projects

Category	Count of Clients for DQ	Count of Clients
Total number of persons served	2,580	2,580
Number of adults (age 18 or over)	2,135	2,135
Number of children (under age 18)	442	442
Number of persons with unknown age	3	3
Number of leavers	1,666	1,666
Number of adult leavers	1,316	1,316
Number of adult and head of household leavers	1,336	1,336
Number of stayers	914	914
Number of adult stayers	819	819
Number of veterans	86	86
Number of chronically homeless persons	645	645
Number of youth under age 25	161	161
Number of parenting youth under age 25 with children	28	28
Number of adult heads of household	1,958	1,958
Number of child and unknown-age heads of household	24	24
Heads of households and adult stayers in the project 365 days or more	54	54

**Q6a. Data Quality: Personally Identifiable Information**

Program Applicability: All Projects

Data Element	Client Doesn't Know/Prefers Not to Answer	Information Missing	Data Issues	Total	% of Issue Rate
Name (3.01)	1	0	4	5	0.19%
Social Security Number (3.02)	186	40	69	295	11.43%
Date of Birth (3.03)	3	0	10	13	0.50%
Race/Ethnicity (3.04)	38	20		58	2.25%
Gender (3.06)	2	0		2	0.08%
Overall Score				338	13.10%

# HUD Annual Performance Report [FY 2024]

Date Range: 06/01/2024 thru 05/31/2025

Agency cat. filter: Agency CoC

Enrollment CoC Filter: No

Funding Criteria: Not Based on Funding Source

Client ID Selection: Clarity Unique Identifier

## Q6b. Data Quality: Universal Data Elements

Program Applicability: All Projects

Data Element	Client Doesn't Know/Prefers Not to Answer	Information Missing	Data Issues	Total	% of Issue Rate
Veteran Status (3.07)	3	57	0	60	2.33%
Project Start Date (3.10)			26	26	1.01%
Relationship to Head of Household (3.15)		0	26	26	1.01%
Enrollment CoC (3.16)		0	0	0	0.00%
Disabling Condition (3.08)	22	40	51	113	4.38%

## Q6c. Data Quality: Income and Housing Data Quality

Program Applicability: All Projects

Data Element	Client Doesn't Know/Prefers Not to Answer	Information Missing	Data Issues	Total	% of Issue Rate
Destination (3.12)	3	813		816	48.98%
Income and Sources (4.02) at Start	14	63	21	98	4.54%
Income and Sources (4.02) at Annual Assessment	0	47	2	49	90.74%
Income and Sources (4.02) at Exit	3	1,101	2	1,106	82.78%

## Q6d. Data Quality: Chronic Homelessness

Program Applicability: ES-EE, ES-NbN, SH, Street Outreach, TH, PH(All), CE, SSO, Day Shelter &amp; HP

Entering into project type	Count of total records	Missing time in institution (3.917.2)	Missing time in housing (3.917.2)	Approximate date this episode started (3.917.3) Missing	Number of times (3.917.4) DK/PNTA/missing	Number of months (3.917.5) DK/PNTA/missing	% of records unable to calculate
ES-EE, ES-NbN, SH, Street Outreach	0			0	0	0	0.00%
TH	0	0	0	0	0	0	0.00%
PH (all)	0	0	0	0	0	0	0.00%
CE	2,159	0	41	4	41	39	4.54%
SSO, Day Shelter, HP	0	0	0	0	0	0	0.00%
Total	2,159						4.54%

**HUD Annual Performance  
Report [FY 2024]**

Date Range: 06/01/2024 thru 05/31/2025

Agency cat. filter: Agency CoC

Enrollment CoC Filter: No

Funding Criteria: Not Based on Funding Source

Client ID Selection: Clarity Unique Identifier

**Q6e. Data Quality: Timeliness**

Program Applicability: All Projects

Time for Record Entry	Number of Project Start Records	Number of Project Exit Records
< 0 days	26	35
0 days	1,677	252
1-3 days	236	90
4-6 days	96	43
7-10 days	88	68
11+ days	189	1,178

**Q6f. Data Quality: Inactive Records: Street Outreach and Emergency Shelter**

Program Applicability: Street Outreach &amp; ES-NbN

Data Element	# of Records	# of Inactive Records	% of Inactive Records
Contact (Adults and Heads of Household in Street Outreach or ES - NbN)	0	0	0.00%
Bed Night (All clients in ES - NbN)	0	0	0.00%

**Q7a. Number of Persons Served**

Program Applicability: All Projects

	Total	Without Children	With Children and Adults	With Only Children	Unknown Household Type
Adults	2,135	1,834	300		1
Children	442		404	38	0
Client Doesn't Know/Prefers Not to Answer	3	0	0	0	3
Data Not Collected	0	0	0	0	0
<b>Total</b>	<b>2,580</b>	<b>1,834</b>	<b>704</b>	<b>38</b>	<b>4</b>
<b>For PSH &amp; RRH - the total persons served who moved into housing</b>	<b>0</b>	<b>0</b>	<b>0</b>	<b>0</b>	<b>0</b>

# HUD Annual Performance Report [FY 2024]

Date Range: 06/01/2024 thru 05/31/2025

Agency cat. filter: Agency CoC

Enrollment CoC Filter: No

Funding Criteria: Not Based on Funding Source

Client ID Selection: Clarity Unique Identifier

## Q7b. Point-in-Time Count of Persons on the Last Wednesday

Program Applicability: All Projects

	Total	Without Children	With Children and Adults	With Only Children	Unknown Household Type
January	531	399	128	4	0
April	789	653	130	6	0
July	411	323	80	6	2
October	547	420	121	4	2

## Q8a. Number of Households Served

Program Applicability: All Projects

	Total	Without Children	With Children and Adults	With Only Children	Unknown Household Type
Total Households	1,982	1,749	209	21	3
<b>For PSH &amp; RRH - the total households served who moved into housing</b>	<b>0</b>	<b>0</b>	<b>0</b>	<b>0</b>	<b>0</b>

## Q8b. Point-in-Time Count of Households on the Last Wednesday

Program Applicability: All Projects

	Total	Without Children	With Children and Adults	With Only Children	Unknown Household Type
January	433	385	44	4	0
April	688	636	49	3	0
July	355	316	32	6	1
October	460	407	48	4	1

## Q9a. Number of Persons Contacted

Program Applicability: ES-NbN - Street Outreach

Number of Persons Contacted	All Persons Contacted	First contact - NOT staying on the Streets, ES, or SH	First contact - WAS staying on Streets, ES, or SH	First contact - Worker unable to determine
Once	0	0	0	0
2-5 Times	0	0	0	0
6-9 Times	0	0	0	0
10+ Times	0	0	0	0
<b>Total Persons Contacted</b>	<b>0</b>	<b>0</b>	<b>0</b>	<b>0</b>

# HUD Annual Performance Report [FY 2024]

Date Range: 06/01/2024 thru 05/31/2025

Agency cat. filter: Agency CoC

Enrollment CoC Filter: No

Funding Criteria: Not Based on Funding Source

Client ID Selection: Clarity Unique Identifier

## Q9b. Number of Persons Newly Engaged

Program Applicability: ES-NbN - Street Outreach

Number of Persons Newly Engaged	All Persons Contacted	First contact - NOT staying on the Streets, ES, or SH	First contact - WAS staying on Streets, ES, or SH	First contact - Worker unable to determine
Once	0	0	0	0
2-5 Contacts	0	0	0	0
6-9 Contacts	0	0	0	0
10+ Contacts	0	0	0	0
<b>Total Persons Engaged</b>	<b>0</b>	<b>0</b>	<b>0</b>	<b>0</b>
<b>Rate of Engagement</b>	<b>0.00%</b>	<b>0.00%</b>	<b>0.00%</b>	<b>0.00%</b>

## Q10a. Gender

Program Applicability: All Projects

	Total	Without Children	With Children and Adults	With Only Children	Unknown Household Type
Woman	1,212	772	421	17	2
Man	1,354	1,051	282	20	1
Culturally Specific Identity	0	0	0	0	0
Transgender	3	3	0	0	0
Non-Binary	5	4	0	1	0
Questioning	0	0	0	0	0
Different Identity	0	0	0	0	0
Woman/Man	2	1	1	0	0
Woman/Culturally Specific Identity	0	0	0	0	0
Woman/Transgender	0	0	0	0	0
Woman/Non-Binary	0	0	0	0	0
Woman/Questioning	0	0	0	0	0
Woman/Different Identity	0	0	0	0	0
Man/Culturally Specific Identity	0	0	0	0	0
Man/Transgender	0	0	0	0	0
Man/Non-Binary	0	0	0	0	0
Man/Questioning	0	0	0	0	0
Man/Different Identity	2	2	0	0	0



**HUD Annual Performance  
Report [FY 2024]**

Date Range: 06/01/2024 thru 05/31/2025

Agency cat. filter: Agency CoC

Enrollment CoC Filter: No

Funding Criteria: Not Based on Funding Source

Client ID Selection: Clarity Unique Identifier

**Q10a. Gender**

Program Applicability: All Projects

	Total	Without Children	With Children and Adults	With Only Children	Unknown Household Type
Culturally Specific Identity/Transgender	0	0	0	0	0
Culturally Specific Identity/Non-Binary	0	0	0	0	0
Culturally Specific Identity/Questioning	0	0	0	0	0
Culturally Specific Identity/Different Identity	0	0	0	0	0
Transgender/Non-Binary	0	0	0	0	0
Transgender/Questioning	0	0	0	0	0
Transgender/Different Identity	0	0	0	0	0
Non-Binary/Questioning	0	0	0	0	0
Non-Binary/Different Identity	0	0	0	0	0
Questioning/Different Identity	0	0	0	0	0
More than 2 Gender Identities Selected	0	0	0	0	0
Client Doesn't Know/Prefers Not to Answer	2	1	0	0	1
Data Not Collected	0	0	0	0	0
<b>Total</b>	<b>2,580</b>	<b>1,834</b>	<b>704</b>	<b>38</b>	<b>4</b>

# HUD Annual Performance Report [FY 2024]

Date Range: 06/01/2024 thru 05/31/2025

Agency cat. filter: Agency CoC

Enrollment CoC Filter: No

Funding Criteria: Not Based on Funding Source

Client ID Selection: Clarity Unique Identifier

## Q11. Age

Program Applicability: All Projects

	Total	Without Children	With Children and Adults	With Only Children	Unknown Household Type
Under 5	128		120	8	0
5-12	209		187	22	0
13-17	105		97	8	0
18-24	193	135	57		1
25-34	378	288	90		0
35-44	541	428	113		0
45-54	445	412	33		0
55-64	370	364	6		0
65+	208	207	1		0
Client Doesn't Know/ Prefers Not to Answer	3	0	0	0	3
Data Not Collected	0	0	0	0	0
<b>Total</b>	<b>2,580</b>	<b>1,834</b>	<b>704</b>	<b>38</b>	<b>4</b>

## Q12. Race and Ethnicity

Program Applicability: All Projects

	Total	Without Children	With Children and Adults	With Only Children	Unknown Household Type
American Indian, Alaska Native, or Indigenous	37	31	6	0	0
Asian or Asian American	13	13	0	0	0
Black, African American, or African	95	78	17	0	0
Hispanic/Latina/e/o	422	188	224	10	0
Middle Eastern or North African	4	4	0	0	0
Native Hawaiian or Pacific Islander	14	7	7	0	0
White	1,291	1,107	171	10	3
Asian or Asian American & American Indian, Alaska Native, or Indigenous	0	0	0	0	0
Black, African American, or African & American Indian, Alaska Native, or Indigenous	6	4	2	0	0
Hispanic/Latina/e/o & American Indian, Alaska Native, or Indigenous	23	14	9	0	0

# HUD Annual Performance Report [FY 2024]

Date Range: 06/01/2024 thru 05/31/2025

Agency cat. filter: Agency CoC

Enrollment CoC Filter: No

Funding Criteria: Not Based on Funding Source

Client ID Selection: Clarity Unique Identifier

## Q12. Race and Ethnicity

Program Applicability: All Projects

	Total	Without Children	With Children and Adults	With Only Children	Unknown Household Type
Middle Eastern or North African & American Indian, Alaska Native, or Indigenous	0	0	0	0	0
Native Hawaiian or Pacific Islander & American Indian, Alaska Native, or Indigenous	0	0	0	0	0
White & American Indian, Alaska Native, or Indigenous	40	38	2	0	0
Black, African American, or African & Asian or Asian American	1	1	0	0	0
Hispanic/Latina/e/o & Asian or Asian American	2	1	1	0	0
Middle Eastern or North African & Asian or Asian American	0	0	0	0	0
Native Hawaiian or Pacific Islander & Asian or Asian American	1	1	0	0	0
White & Asian or Asian American	7	5	2	0	0
Hispanic/Latina/e/o & Black, African American, or African	15	10	5	0	0
Middle Eastern or North African & Black, African American, or African	0	0	0	0	0
Native Hawaiian or Pacific Islander & Black, African American, or African	0	0	0	0	0
White & Black, African American, or African	30	11	18	1	0
Middle Eastern or North African & Hispanic/Latina/e/o	0	0	0	0	0
Native Hawaiian or Pacific Islander & Hispanic/Latina/e/o	3	1	1	1	0
White & Hispanic/Latina/e/o	465	232	218	15	0
Native Hawaiian or Pacific Islander & Middle Eastern or North African	0	0	0	0	0
White & Middle Eastern or North African	0	0	0	0	0
White & Native Hawaiian or Pacific Islander	8	3	5	0	0
Multiracial - more than 2 races/ethnicity, with one being Hispanic/Latina/e/o	40	27	13	0	0
Multiracial - more than 2 races, where no option is Hispanic/Latina/e/o	5	4	0	1	0
Client Doesn't Know/Prefers Not to Answer	38	36	1	0	1
Data Not Collected	20	18	2	0	0
<b>Total</b>	<b>2,580</b>	<b>1,834</b>	<b>704</b>	<b>38</b>	<b>4</b>

# HUD Annual Performance Report [FY 2024]

Date Range: 06/01/2024 thru 05/31/2025

Agency cat. filter: Agency CoC

Enrollment CoC Filter: No

Funding Criteria: Not Based on Funding Source

Client ID Selection: Clarity Unique Identifier

## Q13a1. Physical and Mental Health Conditions at Start

Program Applicability: All Projects

	Total Persons	Without Children	Adults in HH with Children & Adults	Children in HH with Children & Adults	With Only Children	Unknown Household Type
Mental Health Disorder	1,088	958	76	45	6	3
Alcohol Use Disorder	115	115	0	0	0	0
Drug Use Disorder	283	272	10	1	0	0
Both Alcohol and Drug Use Disorders	163	154	9	0	0	0
Chronic Health Condition	731	650	53	23	2	3
HIV/AIDS	22	21	1	0	0	0
Developmental Disability	301	252	14	29	4	2
Physical Disability	706	652	41	9	1	3



HUD Annual Performance Report [FY 2024]

San Luis Obispo County Coordinated Entry (CE)

Date Range: 06/01/2024 thru 05/31/2025

Agency cat. filter: Agency CoC

Enrollment CoC Filter: No

Funding Criteria: Not Based on Funding Source

Client ID Selection: Clarity Unique Identifier

Q13b1. Physical and Mental Health Conditions at Exit

Program Applicability: All Projects

	Total Persons	Without Children	Adults in HH with Children & Adults	Children in HH with Children & Adults	With Only Children	Unknown Household Type
Mental Health Disorder	91	70	13	8	0	0
Alcohol Use Disorder	4	4	0	0	0	0
Drug Use Disorder	18	18	0	0	0	0
Both Alcohol and Drug Use Disorders	12	11	1	0	0	0
Chronic Health Condition	77	56	15	6	0	0
HIV/AIDS	1	1	0	0	0	0
Developmental Disability	27	19	4	4	0	0
Physical Disability	82	69	9	4	0	0





**HUD Annual Performance  
Report [FY 2024]**

Date Range: 06/01/2024 thru 05/31/2025

Agency cat. filter: Agency CoC

Enrollment CoC Filter: No

Funding Criteria: Not Based on Funding Source

Client ID Selection: Clarity Unique Identifier

**Q13c1. Physical and Mental Health Conditions for Stayers**

Program Applicability: All Projects

	Total Persons	Without Children	Adults in HH with Children & Adults	Children in HH with Children & Adults	With Only Children	Unknown Household Type
Mental Health Disorder	490	445	24	18	3	0
Alcohol Use Disorder	64	64	0	0	0	0
Drug Use Disorder	153	149	4	0	0	0
Both Alcohol and Drug Use Disorders	79	77	2	0	0	0
Chronic Health Condition	277	255	14	6	2	0
HIV/AIDS	10	9	1	0	0	0
Developmental Disability	134	122	3	7	2	0
Physical Disability	291	282	9	0	0	0

**Q13a2. Number of Conditions at Start**

Program Applicability: All Projects

	Total Persons	Without Children	Adults in HH with Children & Adults	Children in HH with Children & Adults	With Only Children	Unknown Household Type
None	891	375	175	311	30	0
1 Condition	564	426	68	65	4	1
2 Conditions	505	453	33	15	3	1
3+ Conditions	562	531	24	4	1	2
Condition Unknown	5	5	0	0	0	0
Client Doesn't Know/ Prefers Not to Answer	13	8	0	5	0	0
Data Not Collected	40	36	0	4	0	0
<b>Total</b>	<b>2,580</b>	<b>1,834</b>	<b>300</b>	<b>404</b>	<b>38</b>	<b>4</b>



# HUD Annual Performance Report [FY 2024]

Date Range: 06/01/2024 thru 05/31/2025

Agency cat. filter: Agency CoC

Enrollment CoC Filter: No

Funding Criteria: Not Based on Funding Source

Client ID Selection: Clarity Unique Identifier

## Q13b2. Number of Conditions at Exit

Program Applicability: All Projects

	Total Persons	Without Children	Adults in HH with Children & Adults	Children in HH with Children & Adults	With Only Children	Unknown Household Type
None	796	343	158	268	26	1
1 Condition	60	38	9	13	0	0
2 Conditions	47	34	10	3	0	0
3+ Conditions	48	43	4	1	0	0
Condition Unknown	678	592	51	29	3	3
Client Doesn't Know/ Prefers Not to Answer	8	6	1	1	0	0
Data Not Collected	29	26	0	3	0	0
<b>Total</b>	<b>1,666</b>	<b>1,082</b>	<b>233</b>	<b>318</b>	<b>29</b>	<b>4</b>

## Q13c2. Number of Conditions for Stayers

Program Applicability: All Projects

	Total Persons	Without Children	Adults in HH with Children & Adults	Children in HH with Children & Adults	With Only Children	Unknown Household Type
None	215	121	30	58	6	0
1 Condition	203	163	23	17	0	0
2 Conditions	209	196	7	4	2	0
3+ Conditions	267	257	7	2	1	0
Condition Unknown	4	4	0	0	0	0
Client Doesn't Know/ Prefers Not to Answer	10	6	0	4	0	0
Data Not Collected	6	5	0	1	0	0
<b>Total</b>	<b>914</b>	<b>752</b>	<b>67</b>	<b>86</b>	<b>9</b>	<b>0</b>

# HUD Annual Performance Report [FY 2024]

Date Range: 06/01/2024 thru 05/31/2025

Agency cat. filter: Agency CoC

Enrollment CoC Filter: No

Funding Criteria: Not Based on Funding Source

Client ID Selection: Clarity Unique Identifier

## Q14a. History of Domestic Violence, Sexual Assault, Dating Violence, Stalking, or Human Trafficking

Program Applicability: All Projects

	Total	Without Children	With Children and Adults	With Only Children	Unknown Household Type
Yes	575	499	71	3	2
No	1,506	1,261	226	17	2
Client Doesn't Know/Prefers Not to Answer	23	20	3	0	0
Data Not Collected	55	54	0	1	0
<b>Total</b>	<b>2,159</b>	<b>1,834</b>	<b>300</b>	<b>21</b>	<b>4</b>

## Q14b. Most recent experience of domestic violence, sexual assault, dating violence, stalking, or human trafficking

Program Applicability: All Projects

	Total	Without Children	With Children and Adults	With Only Children	Unknown Household Type
Within the past three months	92	81	11	0	0
Three to six months ago	37	27	9	1	0
Six months to one year	53	47	6	0	0
One year ago, or more	364	317	43	2	2
Client Doesn't Know/Prefers Not to Answer	18	16	2	0	0
Data Not Collected	11	11	0	0	0
<b>Total</b>	<b>575</b>	<b>499</b>	<b>71</b>	<b>3</b>	<b>2</b>

## Q15. Living Situation

Program Applicability: All Projects

	Total	Without Children	With Children and Adults	With Only Children	Unknown Household Type
<b>Homeless Situations</b>					
Place not meant for habitation	1,149	1,079	67	1	2
Emergency shelter, including hotel or motel paid for with emergency shelter voucher, Host Home shelter	134	110	23	1	0
Safe Haven	1	1	0	0	0
<b>Subtotal</b>	<b>1,284</b>	<b>1,190</b>	<b>90</b>	<b>2</b>	<b>2</b>
<b>Institutional Situations</b>					

# HUD Annual Performance Report [FY 2024]

Date Range: 06/01/2024 thru 05/31/2025

Agency cat. filter: Agency CoC

Enrollment CoC Filter: No

Funding Criteria: Not Based on Funding Source

Client ID Selection: Clarity Unique Identifier

## Q15. Living Situation

Program Applicability: All Projects

	Total	Without Children	With Children and Adults	With Only Children	Unknown Household Type
Foster care home or foster care group home	2	2	0	0	0
Hospital or other residential non-psychiatric medical facility	19	19	0	0	0
Jail, prison, or juvenile detention facility	68	68	0	0	0
Long-term care facility or nursing home	0	0	0	0	0
Psychiatric hospital or other psychiatric facility	5	5	0	0	0
Substance abuse treatment facility or detox center	36	33	3	0	0
<b>Subtotal</b>	<b>130</b>	<b>127</b>	<b>3</b>	<b>0</b>	<b>0</b>
<b>Temporary Situations</b>					
Transitional housing for homeless persons (including homeless youth)	18	16	2	0	0
Residential project or halfway house with no homeless criteria	10	8	2	0	0
Hotel or motel paid for without emergency shelter voucher	49	34	15	0	0
Host Home (non-crisis)	4	4	0	0	0
Staying or living in a friend's room, apartment, or house	114	98	12	2	2
Staying or living in a family member's room, apartment, or house	108	67	27	14	0
<b>Subtotal</b>	<b>303</b>	<b>227</b>	<b>58</b>	<b>16</b>	<b>2</b>
<b>Permanent Situations</b>					
Rental by client, no ongoing housing subsidy	329	202	126	1	0
Rental by client, with ongoing housing subsidy	73	50	23	0	0
Owned by client, with ongoing housing subsidy	3	3	0	0	0
Owned by client, no ongoing housing subsidy	5	5	0	0	0
<b>Subtotal</b>	<b>410</b>	<b>260</b>	<b>149</b>	<b>1</b>	<b>0</b>
Client Doesn't Know/Prefers Not to Answer	5	4	0	1	0
Data Not Collected	27	26	0	1	0
<b>Subtotal</b>	<b>32</b>	<b>30</b>	<b>0</b>	<b>2</b>	<b>0</b>
<b>Total</b>	<b>2,159</b>	<b>1,834</b>	<b>300</b>	<b>21</b>	<b>4</b>

**HUD Annual Performance  
Report [FY 2024]**

Date Range: 06/01/2024 thru 05/31/2025

Agency cat. filter: Agency CoC

Enrollment CoC Filter: No

Funding Criteria: Not Based on Funding Source

Client ID Selection: Clarity Unique Identifier

**Q16. Cash Income - Ranges**

Program Applicability: All Projects

	Income at Start	Income at Latest Annual Assessment for Stayers	Income at Exit for Leavers
No Income	939	4	83
\$1 - \$150	9	0	1
\$151 - \$250	13	0	1
\$251 - \$500	148	2	13
\$501 - \$1,000	196	1	18
\$1,001 - \$1,500	361	0	38
\$1,501 - \$2,000	133	0	24
\$2,001+	259	0	53
Client Doesn't Know/Prefers Not to Answer	14	0	3
Data Not Collected	63	0	1,082
Number of adult stayers not yet required to have an annual assessment		763	
Number of adult stayers without required annual assessment		47	
<b>Total Adults</b>	<b>2,135</b>	<b>817</b>	<b>1,316</b>





**HUD Annual Performance  
Report [FY 2024]**

Date Range: 06/01/2024 thru 05/31/2025

Agency cat. filter: Agency CoC

Enrollment CoC Filter: No

Funding Criteria: Not Based on Funding Source

Client ID Selection: Clarity Unique Identifier

**Q17. Cash Income - Sources**

Program Applicability: All Projects

	Income at Start	Income at Latest Annual Assessment for Stayers	Income at Exit for Leavers
Earned Income	431	0	80
Unemployment Insurance	23	0	4
Supplemental Security Income (SSI)	288	1	23
Social Security Disability Insurance (SSDI)	171	0	15
VA Service - Connected Disability Compensation	18	0	2
VA Non-Service Connected Disability Pension	3	0	0
Private Disability Insurance	0	0	0
Worker's Compensation	4	0	1
Temporary Assistance for Needy Families (TANF)	46	0	7
General Assistance (GA)	133	2	12
Retirement Income from Social Security	42	0	7
Pension or retirement income from a former job	11	0	1
Child Support	18	0	7
Alimony and other spousal support	7	0	0
Other Source	47	0	9
Adults with Income Information at Start and Annual Assessment/Exit		6	229



**HUD Annual Performance  
Report [FY 2024]**

Date Range: 06/01/2024 thru 05/31/2025

Agency cat. filter: Agency CoC

Enrollment CoC Filter: No

Funding Criteria: Not Based on Funding Source

Client ID Selection: Clarity Unique Identifier

**Q18. Client Cash Income Category - Earned/Other Income Category - by Start and Annual Assessment/Exit Status**

Program Applicability: All Projects

	Number of Adults at Start	Number of Adults at Annual Assessment (Stayers)	Number of Adults at Exit (Leavers)
Adults with Only Earned Income (i.e., Employment Income)	383	0	68
Adults with Only Other Income	694	3	68
Adults with Both Earned and Other Income	42	0	12
Adults with No Income	939	4	83
Adults with Client Doesn't Know/Prefers Not to Answer Income Information	14	0	3
Adults with Missing Income Information	63	0	1,082
Number of adult stayers not yet required to have an annual assessment		763	
Number of adult stayers without required annual assessment		47	
<b>Total Adults</b>	<b>2,135</b>	<b>817</b>	<b>1,316</b>
1 or more source of income	1,119	3	148
Adults with Income Information at Start and Annual Assessment/Exit		6	229

**HUD Annual Performance  
Report [FY 2024]**

Date Range: 06/01/2024 thru 05/31/2025

Agency cat. filter: Agency CoC

Enrollment CoC Filter: No

Funding Criteria: Not Based on Funding Source

Client ID Selection: Clarity Unique Identifier

**Q19a1. Client Cash Income Change - Income Source - by Start and Latest Status**

Program Applicability: All Projects

Income Change by Income Category (Universe: Adult Stayers with Income Information at Start and Annual Assessment)	Had Income Category at Start and Did Not Have It at Annual Assessment	Retained Income Category But Had Less \$ at Annual Assessment Than at Start	Retained Income Category and Same \$ at Annual Assessment as at Start	Retained Income Category and Increased \$ at Annual Assessment	Did Not Have the Income Category at Start and Gained the Income Category at Annual Assessment	Did Not Have the Income Category at Start or at Annual Assessment	Total Adults (including those with No Income)	Performance Measure: Adults who Gained or Increased Income from Start to Annual Assessment, Average Gain	Performance measure: Percent of persons who accomplished this measure
Number of Adults with Earned Income(i.e., Employment Income)	1	0	0	0	0	5	6	0	0.00%
Average Change in Earned Income	-900.00	0.00		0.00	0.00			0.00	
Number of Adults with Other Income	1	0	3	0	0	2	6	0	0.00%
Average Change in Other Income	-3.00	0.00		0.00	0.00			0.00	
Number of Adults with Any Income (i.e., Total Income)	2	0	3	0	0	1	6	0	0.00%
Average Change in Overall Income	-451.50	0.00		0.00	0.00		-150.50	0.00	



# HUD Annual Performance Report [FY 2024]

Date Range: 06/01/2024 thru 05/31/2025

Agency cat. filter: Agency CoC

Enrollment CoC Filter: No

Funding Criteria: Not Based on Funding Source

Client ID Selection: Clarity Unique Identifier

## Q19a2. Client Cash Income Change - Income Source - by Start and Exit

Program Applicability: All Projects

Income Change by Income Category (Universe: Adult Leavers with Income Information at Start and Exit)	Had Income Category at Start and Did Not Have It at Exit	Retained Income Category But Had Less \$ at Exit Than at Start	Retained Income Category and Same \$ at Exit as at Start	Retained Income Category and Increased \$ at Exit	Did Not Have the Income Category at Start and Gained the Income Category at Exit	Did Not Have the Income Category at Start or at Exit	Total Adults (including those with No Income)	Performance Measure: Adults who Gained or Increased Income from Start to Exit, Average Gain	Performance measure: Percent of persons who accomplished this measure
Number of Adults with Earned Income(i.e., Employment Income)	1	2	71	0	7	148	229	7	3.06%
Average Change in Earned Income	-700.00	-200.00		0.00	1,314.29			1,314.29	
Number of Adults with Other Income	5	2	72	3	1	146	229	4	1.75%
Average Change in Other Income	-750.60	-125.50		1,444.57	355.00			1,172.17	
Number of Adults with Any Income (i.e., Total Income)	3	4	133	6	3	80	229	9	3.93%
Average Change in Overall Income	-818.33	-234.50		1,570.45	918.33		38.36	1,353.08	



# HUD Annual Performance Report [FY 2024]

Date Range: 06/01/2024 thru 05/31/2025

Agency cat. filter: Agency CoC

Enrollment CoC Filter: No

Funding Criteria: Not Based on Funding Source

Client ID Selection: Clarity Unique Identifier

## Q19b. Disabling Conditions and Income for Adults at Exit

Program Applicability: All Projects

	AO: Adult with Disabling Condition	AO: Adult without Disabling Condition	AO: Total Adults	AO: % with Disabling Condition by Source	AC: Adult with Disabling Condition	AC: Adult without Disabling Condition	AC: Total Adults	AC: % with Disabling Condition by Source	UK: Adult with Disabling Condition	UK: Adult without Disabling Condition	UK: Total Adults	UK: % with Disabling Condition by Source
Earned Income	22	29	51	43.14%	2	27	29	6.90%	0	0	0	0.00%
Unemployment Insurance	1	1	2	50.00%	1	1	2	50.00%	0	0	0	0.00%
Supplemental Security Income (SSI)	14	6	20	70.00%	2	0	2	100.00%	0	0	0	0.00%
Social Security Disability Insurance (SSDI)	13	1	14	92.86%	0	0	0	0.00%	0	0	0	0.00%
VA Service-Connected Disability Compensation	2	0	2	100.00%	0	0	0	0.00%	0	0	0	0.00%
VA Non-Service-Connected Disability Pension	0	0	0	0.00%	0	0	0	0.00%	0	0	0	0.00%
Private Disability Insurance	0	0	0	0.00%	0	0	0	0.00%	0	0	0	0.00%
Worker's Compensation	1	0	1	100.00%	0	0	0	0.00%	0	0	0	0.00%
Temporary Assistance for Needy Families (TANF)	1	1	2	50.00%	2	3	5	40.00%	0	0	0	0.00%
General Assistance (GA)	8	1	9	88.89%	1	1	2	50.00%	0	0	0	0.00%
Retirement Income from Social Security	5	2	7	71.43%	0	0	0	0.00%	0	0	0	0.00%
Pension or retirement income from a former job	0	1	1	0.00%	0	0	0	0.00%	0	0	0	0.00%
Child Support	1	1	2	50.00%	1	4	5	20.00%	0	0	0	0.00%
Alimony and other spousal support	0	0	0	0.00%	0	0	0	0.00%	0	0	0	0.00%
Other source	1	1	2	50.00%	2	5	7	28.57%	0	0	0	0.00%
No Sources	27	20	47	57.45%	9	26	35	25.71%	0	0	0	0.00%
Unduplicated Total Adults	88	60	148		18	61	79		0	0	0	

**HUD Annual Performance  
Report [FY 2024]**

Date Range: 06/01/2024 thru 05/31/2025

Agency cat. filter: Agency CoC

Enrollment CoC Filter: No

Funding Criteria: Not Based on Funding Source

Client ID Selection: Clarity Unique Identifier

**Q20a. Type of Non-Cash Benefit Sources**

Program Applicability: All Projects

	Benefit at Start	Benefit at Latest Annual Assessment for Stayers	Benefit at Exit for Leavers
Supplemental Nutrition Assistance Program (SNAP)(Previously known as Food Stamps)	1,059	6	99
Special Supplemental Nutrition Program for Women, Infants, and Children (WIC)	16	0	2
TANF Child Care Services	1	0	0
TANF Transportation Services	0	0	0
Other TANF-Funded Services	0	0	0
Other Source	17	0	2

**Q20b. Number of Non-Cash Benefit Sources**

Program Applicability: All Projects

	Benefit at Start	Benefit at Latest Annual Assessment for Stayers	Benefit at Exit for Leavers
No Sources	963	1	128
1 + Source(s)	1,081	6	100
Client Doesn't Know/Prefers Not to Answer	14	0	2
Data Not Collected/Not stayed long enough for Annual Assessment	77	810	1,071
<b>Total</b>	<b>2,135</b>	<b>817</b>	<b>1,301</b>



# HUD Annual Performance Report [FY 2024]

Date Range: 06/01/2024 thru 05/31/2025

Agency cat. filter: Agency CoC

Enrollment CoC Filter: No

Funding Criteria: Not Based on Funding Source

Client ID Selection: Clarity Unique Identifier

## Q21. Health Insurance

Program Applicability: All Projects

	At Start	At Annual Assessment for Stayers	At Exit for Leavers
MEDICAID	1,799	5	247
MEDICARE	267	0	34
State Children's Health Insurance Program	8	0	5
Veteran's Health Administration (VHA)	38	0	1
Employer-Provided Health Insurance	42	0	7
Health Insurance obtained through COBRA	0	0	0
Private Pay Health Insurance	26	0	5
State Health Insurance for Adults	10	0	2
Indian Health Services Program	1	0	0
Other	58	0	4
No Health Insurance	372	2	55
Client Doesn't Know/Prefers Not to Answer	37	0	4
Data not Collected	63	48	1,325
Number of Stayers not yet Required to Have an Annual Assessment		856	
1 Source of Health Insurance	1,971	5	260
More than 1 Source of Health Insurance	137	0	22

**HUD Annual Performance  
Report [FY 2024]**

Date Range: 06/01/2024 thru 05/31/2025

Agency cat. filter: Agency CoC

Enrollment CoC Filter: No

Funding Criteria: Not Based on Funding Source

Client ID Selection: Clarity Unique Identifier

**Q22a1. Length of Participation - CoC Projects**

Program Applicability: All Projects

	Total	Leavers	Stayers
30 days or less	1,143	975	168
31 to 60 days	367	156	211
61 to 90 days	286	114	172
91 to 180 days	371	202	169
181 to 365 days	278	139	139
366 to 730 days (1-2 Yrs)	90	48	42
731 to 1,095 days (2-3 Yrs)	11	7	4
1,096 to 1,460 days (3-4 Yrs)	8	7	1
1,461 to 1,825 days (4-5 Yrs)	7	4	3
More than 1,825 days (> 5 Yrs)	19	14	5
<b>Total</b>	<b>2,580</b>	<b>1,666</b>	<b>914</b>

**Q22b. Average and Median Length of Participation in Days**

Program Applicability: All Projects

	Leavers	Stayers
Average Length	93	138
Median Length	14	74





**HUD Annual Performance  
Report [FY 2024]**

Date Range: 06/01/2024 thru 05/31/2025

Agency cat. filter: Agency CoC

Enrollment CoC Filter: No

Funding Criteria: Not Based on Funding Source

Client ID Selection: Clarity Unique Identifier

**Q22c. Length of Time between Project Start Date and Housing Move-in Date**

Program Applicability: PH - Rapid Re-Housing; PH - Permanent Supportive Housing

	Total	Without Children	With Children and Adults	With Only Children	Unknown Household Type
7 days or less	0	0	0	0	0
8 to 14 days	0	0	0	0	0
15 to 21 days	0	0	0	0	0
22 to 30 days	0	0	0	0	0
31 to 60 days	0	0	0	0	0
61 to 90 days	0	0	0	0	0
91 to 180 days	0	0	0	0	0
181 to 365 days	0	0	0	0	0
366 to 730 days (1-2 Yrs)	0	0	0	0	0
<b>Total (persons moved into housing)</b>	<b>0</b>	<b>0</b>	<b>0</b>	<b>0</b>	<b>0</b>
<b>Average length of time to housing</b>	<b>0</b>	<b>0</b>	<b>0</b>	<b>0</b>	<b>0</b>
<b>Persons who were exited without move-in</b>	<b>0</b>	<b>0</b>	<b>0</b>	<b>0</b>	<b>0</b>
<b>Total persons</b>	<b>0</b>	<b>0</b>	<b>0</b>	<b>0</b>	<b>0</b>

# HUD Annual Performance Report [FY 2024]

Date Range: 06/01/2024 thru 05/31/2025

Agency cat. filter: Agency CoC

Enrollment CoC Filter: No

Funding Criteria: Not Based on Funding Source

Client ID Selection: Clarity Unique Identifier

## Q22e. Length of Time Prior to Housing - based on 3.917 Date Homelessness Started

Program Applicability: ES-EE, ES-NbN, TH, PSH, SH, PH &amp; RRH

	Total	Without Children	With Children and Adults	With Only Children	Unknown Household Type
7 days or less	0	0	0	0	0
8 to 14 days	0	0	0	0	0
15 to 21 days	0	0	0	0	0
22 to 30 days	0	0	0	0	0
31 to 60 days	0	0	0	0	0
61 to 90 days	0	0	0	0	0
91 to 180 days	0	0	0	0	0
181 to 365 days	0	0	0	0	0
366 to 730 days (1-2 Yrs)	0	0	0	0	0
731 days or more	0	0	0	0	0
<b>Total (persons moved into housing)</b>	<b>0</b>	<b>0</b>	<b>0</b>	<b>0</b>	<b>0</b>
Not yet moved into housing	0	0	0	0	0
Data Not Collected	0	0	0	0	0
<b>Total persons</b>	<b>0</b>	<b>0</b>	<b>0</b>	<b>0</b>	<b>0</b>

## Q22f. Length of Time between Project Start Date and Housing Move-in Date by Race and Ethnicity

Program Applicability: PH - Rapid Re-Housing; PH - Permanent Supportive Housing

	American Indian, Alaska Native, or Indigenous	Asian or Asian American	Black, African American, or African	Hispanic/Latina/e/o	Middle Eastern or North African	Native Hawaiian or Pacific Islander	White	At Least 1 Race and Hispanic/Latina/e/o	Multi-racial (does not include Hispanic/Latina/e/o)	Unknown (Doesn't Know, Prefers not to Answer, Data not Collected)
Persons Moved Into Housing	0	0	0	0	0	0	0	0	0	0
Persons Exited Without Move-In	0	0	0	0	0	0	0	0	0	0
Average time to Move-In	0	0	0	0	0	0	0	0	0	0
Median time to Move-In	0	0	0	0	0	0	0	0	0	0

# HUD Annual Performance Report [FY 2024]

Date Range: 06/01/2024 thru 05/31/2025

Agency cat. filter: Agency CoC

Enrollment CoC Filter: No

Funding Criteria: Not Based on Funding Source

Client ID Selection: Clarity Unique Identifier

## Q22g. Length of Time Prior to Housing by Race and Ethnicity - based on 3.917 Date Homelessness Started

Program Applicability: ES-EE, ES-NbN, TH, PSH, SH, PH & RRH

	American Indian, Alaska Native, or Indigenous	Asian or Asian American	Black, African American, or African	Hispanic/Latina/e/o	Middle Eastern or North African	Native Hawaiian or Pacific Islander	White	At Least 1 Race and Hispanic/Latina/e/o	Multi-racial (does not include Hispanic/Latina/e/o)	Unknown (Doesnt Know, Prefers not to Answer, Data not Collected)
Persons Moved Into Housing	0	0	0	0	0	0	0	0	0	0
Persons Not Yet Moved Into Housing	0	0	0	0	0	0	0	0	0	0
Average time to Move-In	0	0	0	0	0	0	0	0	0	0
Median time to Move-In	0	0	0	0	0	0	0	0	0	0

# HUD Annual Performance Report [FY 2024]

Date Range: 06/01/2024 thru 05/31/2025

Agency cat. filter: Agency CoC

Enrollment CoC Filter: No

Funding Criteria: Not Based on Funding Source

Client ID Selection: Clarity Unique Identifier

## Q23c. Exit Destination

Program Applicability: All Projects

	Total	Without Children	With Children and Adults	With Only Children	Unknown Household Type
<b>Homeless Situations</b>					
Place not meant for habitation (e.g., a vehicle, an abandoned building, bus/train/subway station/airport or anywhere outside)	11	6	5	0	0
Emergency shelter, including hotel or motel paid for with emergency shelter voucher, Host Home shelter	4	4	0	0	0
Safe Haven	0	0	0	0	0
<b>Subtotal</b>	<b>15</b>	<b>10</b>	<b>5</b>	<b>0</b>	<b>0</b>
<b>Institutional Situations</b>					
Foster care home or foster care group home	0	0	0	0	0
Hospital or other residential non-psychiatric medical facility	0	0	0	0	0
Jail, prison, or juvenile detention facility	5	5	0	0	0
Long-term care facility or nursing home	0	0	0	0	0
Psychiatric hospital or other psychiatric facility	0	0	0	0	0
Substance abuse treatment facility or detox center	0	0	0	0	0
<b>Subtotal</b>	<b>5</b>	<b>5</b>	<b>0</b>	<b>0</b>	<b>0</b>
<b>Temporary Situations</b>					
Transitional housing for homeless persons (including homeless youth)	6	3	3	0	0
Residential project or halfway house with no homeless criteria	1	1	0	0	0
Hotel or motel paid for without emergency shelter voucher	0	0	0	0	0
Host Home (non-crisis)	0	0	0	0	0
Staying or living with family, temporary tenure (e.g., room, apartment, or house)	11	7	3	1	0

# HUD Annual Performance Report [FY 2024]

Date Range: 06/01/2024 thru 05/31/2025

Agency cat. filter: Agency CoC

Enrollment CoC Filter: No

Funding Criteria: Not Based on Funding Source

Client ID Selection: Clarity Unique Identifier

## Q23c. Exit Destination

Program Applicability: All Projects

	Total	Without Children	With Children and Adults	With Only Children	Unknown Household Type
Staying or living with friends, temporary tenure (e.g., room, apartment, or house)	3	3	0	0	0
Moved from one HOPWA funded project to HOPWA TH	0	0	0	0	0
<b>Subtotal</b>	<b>21</b>	<b>14</b>	<b>6</b>	<b>1</b>	<b>0</b>
<b>Permanent Situations</b>					
Staying or living with family, permanent tenure	32	23	8	1	0
Staying or living with friends, permanent tenure	8	3	5	0	0
Moved from one HOPWA funded project to HOPWA PH	0	0	0	0	0
Rental by client, no ongoing housing subsidy	381	136	238	5	2
Rental by client, with ongoing housing subsidy	365	212	149	4	0
Owned by client, with ongoing housing subsidy	8	3	5	0	0
Owned by client, no ongoing housing subsidy	4	4	0	0	0
<b>Subtotal</b>	<b>798</b>	<b>381</b>	<b>405</b>	<b>10</b>	<b>2</b>
<b>Other Situations</b>					
No Exit Interview completed	808	655	133	18	2
Other	1	1	0	0	0
Deceased	10	9	1	0	0
Client Doesn't Know/Prefers Not to Answer	3	3	0	0	0
Data Not Collected	5	4	1	0	0
<b>Subtotal</b>	<b>827</b>	<b>672</b>	<b>135</b>	<b>18</b>	<b>2</b>
<b>TOTAL</b>	<b>1,666</b>	<b>1,082</b>	<b>551</b>	<b>29</b>	<b>4</b>

# HUD Annual Performance Report [FY 2024]

Date Range: 06/01/2024 thru 05/31/2025

Agency cat. filter: Agency CoC

Enrollment CoC Filter: No

Funding Criteria: Not Based on Funding Source

Client ID Selection: Clarity Unique Identifier

## Q23c. Exit Destination

Program Applicability: All Projects

	Total	Without Children	With Children and Adults	With Only Children	Unknown Household Type
Total persons exiting to positive housing destinations	798	381	405	10	2
Total persons exiting to destinations that excluded them from the calculation	10	9	1	0	0
Percentage of persons exiting to positive housing destinations	48.19%	35.51%	73.64%	34.48%	50.00%

## Q23d. Exit Destination - Subsidy Type of Persons Exiting to Rental by Client With An Ongoing Subsidy

Program Applicability: All Projects except Homelessness Prevention

	Total	Without Children	With Children and Adults	With Only Children	Unknown Household Type
GPD TIP housing subsidy	0	0	0	0	0
VASH housing subsidy	6	3	3	0	0
RRH or equivalent subsidy	138	68	69	1	0
HCV voucher (tenant or project based) (not dedicated)	79	58	21	0	0
Public housing unit	18	4	14	0	0
Rental by client, with other ongoing housing subsidy	16	6	10	0	0
Housing Stability Voucher	23	5	18	0	0
Family Unification Program Voucher (FUP)	0	0	0	0	0
Foster Youth to Independence Initiative (FYI)	1	1	0	0	0
Permanent Supportive Housing	65	48	14	3	0
Other permanent housing dedicated for formerly homeless persons	19	19	0	0	0
<b>TOTAL</b>	<b>365</b>	<b>212</b>	<b>149</b>	<b>4</b>	<b>0</b>



# HUD Annual Performance Report [FY 2024]

Date Range: 06/01/2024 thru 05/31/2025

Agency cat. filter: Agency CoC

Enrollment CoC Filter: No

Funding Criteria: Not Based on Funding Source

Client ID Selection: Clarity Unique Identifier

## Q23e. Exit Destination Type by Race and Ethnicity

Program Applicability: All Projects

	Total	American Indian, Alaska Native, or Indigenous	Asian or Asian American	Black, African American, or African	Hispanic/Latina/e/o	Middle Eastern or North African	Native Hawaiian or Pacific Islander	White	At Least 1 Race and Hispanic/Latina/e/o	Multi-racial (does not include Hispanic/Latina/e/o)	Unknown (Doesn't Know, Prefers not to Answer, Data not Collected)
Homeless Situations	15	0	0	0	5	0	0	8	1	1	0
Institutional Situations	5	0	0	0	0	0	0	1	4	0	0
Temporary Housing Situations	21	1	0	3	3	0	0	8	5	1	0
Permanent Housing Situations	798	3	1	28	159	2	3	326	233	36	7
Other Situations	827	12	7	26	126	0	4	461	132	29	30
Total	1,666	16	8	57	293	2	7	804	375	67	37

## Q24b. Moving On Assistance Provided to Households in PSH

Program Applicability: PH - Permanent Supportive Housing

	Total	Without Children	With Children and Adults	With Only Children	Unknown Household Type
Subsidized housing application assistance	0	0	0	0	0
Financial assistance for Moving On (e.g., security deposit, moving expenses)	0	0	0	0	0
Non-financial assistance for Moving On (e.g., housing navigation, transition support)	0	0	0	0	0
Housing referral/placement	0	0	0	0	0
Other (please specify)	0	0	0	0	0

# HUD Annual Performance Report [FY 2024]

Date Range: 06/01/2024 thru 05/31/2025

Agency cat. filter: Agency CoC

Enrollment CoC Filter: No

Funding Criteria: Not Based on Funding Source

Client ID Selection: Clarity Unique Identifier

## Q24c. Sexual Orientation of Adults in PSH

Program Applicability: PH - Permanent Supportive Housing

	Total	Without Children	With Children and Adults	With Only Children	Unknown Household Type
Heterosexual	0	0	0	0	0
Gay	0	0	0	0	0
Lesbian	0	0	0	0	0
Bisexual	0	0	0	0	0
Questioning/Unsure	0	0	0	0	0
Other	0	0	0	0	0
Client Doesn't Know/Prefers Not to Answer	0	0	0	0	0
Data not collected	0	0	0	0	0
<b>Total</b>	<b>0</b>	<b>0</b>	<b>0</b>	<b>0</b>	<b>0</b>





# HUD Annual Performance Report [FY 2024]

Date Range: 06/01/2024 thru 05/31/2025

Agency cat. filter: Agency CoC

Enrollment CoC Filter: No

Funding Criteria: Not Based on Funding Source

Client ID Selection: Clarity Unique Identifier

## Q24d. Language of Persons Requiring Translation Assistance

Program Applicability: All Projects

Language Response (Top 20 Languages Selected)	Total Persons Requiring Translation Assistance
Spanish	90
Data not collected	1
Different Preferred Language	0
<b>Total</b>	<b>91</b>



**HUD Annual Performance  
Report [FY 2024]**

Date Range: 06/01/2024 thru 05/31/2025

Agency cat. filter: Agency CoC

Enrollment CoC Filter: No

Funding Criteria: Not Based on Funding Source

Client ID Selection: Clarity Unique Identifier

**Q25a. Number of Veterans**

Program Applicability: All Projects

	Total	Without Children	With Children and Adults	Unknown Household Type
Chronically Homeless Veteran	22	21	1	0
Non-Chronically Homeless Veteran	64	60	4	0
Not a Veteran	1,989	1,703	285	1
Client Doesn't Know/Prefers Not to Answer	3	3	0	0
Data Not Collected	57	47	10	0
<b>Total</b>	<b>2,135</b>	<b>1,834</b>	<b>300</b>	<b>1</b>

**Q25b. Number of Veteran Households**

Program Applicability: All Projects

	Total	Without Children	With Children and Adults	Unknown Household Type
Chronically Homeless Veteran	22	21	1	0
Non-Chronically Homeless Veteran	64	60	4	0
Not a Veteran	1,826	1,623	202	1
Client Doesn't Know/Prefers Not to Answer	3	3	0	0
Data Not Collected	44	42	2	0
<b>Total</b>	<b>1,959</b>	<b>1,749</b>	<b>209</b>	<b>1</b>



# HUD Annual Performance Report [FY 2024]

Date Range: 06/01/2024 thru 05/31/2025

Agency cat. filter: Agency CoC

Enrollment CoC Filter: No

Funding Criteria: Not Based on Funding Source

Client ID Selection: Clarity Unique Identifier

## Q25c. Gender - Veterans

Program Applicability: All Projects

	Total	Without Children	With Children and Adults	Unknown Household Type
Woman	8	8	0	0
Man	77	72	5	0
Culturally Specific Identity	0	0	0	0
Transgender	1	1	0	0
Non-Binary	0	0	0	0
Questioning	0	0	0	0
Different Identity	0	0	0	0
Woman/Man	0	0	0	0
Woman/Culturally Specific Identity	0	0	0	0
Woman/Transgender	0	0	0	0
Woman/Non-Binary	0	0	0	0
Woman/Questioning	0	0	0	0
Woman/Different Identity	0	0	0	0
Man/Culturally Specific Identity	0	0	0	0
Man/Transgender	0	0	0	0
Man/Non-Binary	0	0	0	0
Man/Questioning	0	0	0	0
Man/Different Identity	0	0	0	0
Culturally Specific Identity/Transgender	0	0	0	0
Culturally Specific Identity/Non-Binary	0	0	0	0
Culturally Specific Identity/Questioning	0	0	0	0
Culturally Specific Identity/Different Identity	0	0	0	0
Transgender/Non-Binary	0	0	0	0
Transgender/Questioning	0	0	0	0
Transgender/Different Identity	0	0	0	0
Non-Binary/Questioning	0	0	0	0
Non-Binary/Different Identity	0	0	0	0
Questioning/Different Identity	0	0	0	0

# HUD Annual Performance Report [FY 2024]

Date Range: 06/01/2024 thru 05/31/2025

Agency cat. filter: Agency CoC

Enrollment CoC Filter: No

Funding Criteria: Not Based on Funding Source

Client ID Selection: Clarity Unique Identifier

## Q25c. Gender - Veterans

Program Applicability: All Projects

	Total	Without Children	With Children and Adults	Unknown Household Type
More than 2 Gender Identities Selected	0	0	0	0
Client Doesn't Know/Prefers Not to Answer	0	0	0	0
Data Not Collected	0	0	0	0
<b>Total</b>	<b>86</b>	<b>81</b>	<b>5</b>	<b>0</b>



# HUD Annual Performance Report [FY 2024]

Date Range: 06/01/2024 thru 05/31/2025

Agency cat. filter: Agency CoC

Enrollment CoC Filter: No

Funding Criteria: Not Based on Funding Source

Client ID Selection: Clarity Unique Identifier

## Q25d. Age - Veterans

Program Applicability: All Projects

	Total	Without Children	With Children and Adults	Unknown Household Type
18-24	1	0	1	0
25-34	9	8	1	0
35-44	22	21	1	0
45-54	20	18	2	0
55-64	18	18	0	0
65+	16	16	0	0
Client Doesn't Know/Prefers Not to Answer				
Data Not Collected				
<b>Total</b>	<b>86</b>	<b>81</b>	<b>5</b>	<b>0</b>

## Q25i. Exit Destination - Veterans

Program Applicability: All Projects

	Total	Without Children	With Children and Adults	With Only Children	Unknown Household Type
<b>Homeless Situations</b>					
Place not meant for habitation (e.g., a vehicle, an abandoned building, bus/train/subway station/airport or anywhere outside)	0	0	0		0
Emergency shelter, including hotel or motel paid for with emergency shelter voucher, Host Home shelter	1	1	0		0
Safe Haven	0	0	0		0
<b>Subtotal</b>	<b>1</b>	<b>1</b>	<b>0</b>		<b>0</b>
<b>Institutional Situations</b>					
Foster care home or foster care group home	0	0	0		0
Hospital or other residential non-psychiatric medical facility	0	0	0		0
Jail, prison, or juvenile detention facility	1	1	0		0

# HUD Annual Performance Report [FY 2024]

Date Range: 06/01/2024 thru 05/31/2025

Agency cat. filter: Agency CoC

Enrollment CoC Filter: No

Funding Criteria: Not Based on Funding Source

Client ID Selection: Clarity Unique Identifier

## Q25i. Exit Destination - Veterans

Program Applicability: All Projects

	Total	Without Children	With Children and Adults	With Only Children	Unknown Household Type
Long-term care facility or nursing home	0	0	0		0
Psychiatric hospital or other psychiatric facility	0	0	0		0
Substance abuse treatment facility or detox center	0	0	0		0
<b>Subtotal</b>	<b>1</b>	<b>1</b>	<b>0</b>		<b>0</b>
<b>Temporary Situations</b>					
Transitional housing for homeless persons (including homeless youth)	0	0	0		0
Residential project or halfway house with no homeless criteria	0	0	0		0
Hotel or motel paid for without emergency shelter voucher	0	0	0		0
Host Home (non-crisis)	0	0	0		0
Staying or living with family, temporary tenure (e.g., room, apartment, or house)	0	0	0		0
Staying or living with friends, temporary tenure (e.g., room, apartment, or house)	0	0	0		0
Moved from one HOPWA funded project to HOPWA TH	0	0	0		0
<b>Subtotal</b>	<b>0</b>	<b>0</b>	<b>0</b>		<b>0</b>
<b>Permanent Situations</b>					
Staying or living with family, permanent tenure	2	2	0		0
Staying or living with friends, permanent tenure	1	1	0		0
Moved from one HOPWA funded project to HOPWA PH	0	0	0		0
Rental by client, no ongoing housing subsidy	6	4	2		0
Rental by client, with ongoing housing subsidy	24	22	2		0
Owned by client, with ongoing housing subsidy	1	1	0		0

**HUD Annual Performance  
Report [FY 2024]**

Date Range: 06/01/2024 thru 05/31/2025

Agency cat. filter: Agency CoC

Enrollment CoC Filter: No

Funding Criteria: Not Based on Funding Source

Client ID Selection: Clarity Unique Identifier

**Q25i. Exit Destination - Veterans**

Program Applicability: All Projects

	Total	Without Children	With Children and Adults	With Only Children	Unknown Household Type
Owned by client, no ongoing housing subsidy	0	0	0		0
<b>Subtotal</b>	<b>34</b>	<b>30</b>	<b>4</b>		<b>0</b>
<b>Other Situations</b>					
No Exit Interview completed	25	24	1		0
Other	0	0	0		0
Deceased	1	1	0		0
Client Doesn't Know/Prefers Not to Answer	0	0	0		0
Data Not Collected	0	0	0		0
<b>Subtotal</b>	<b>26</b>	<b>25</b>	<b>1</b>		<b>0</b>
<b>TOTAL</b>	<b>62</b>	<b>57</b>	<b>5</b>		<b>0</b>
Total persons exiting to positive housing destinations	34	30	4		0
Total persons exiting to destinations that excluded them from the calculation	1	1	0		0
Percentage of persons exiting to positive housing destinations	55.74%	53.57%	80.00%		0.00%



# HUD Annual Performance Report [FY 2024]

Date Range: 06/01/2024 thru 05/31/2025

Agency cat. filter: Agency CoC

Enrollment CoC Filter: No

Funding Criteria: Not Based on Funding Source

Client ID Selection: Clarity Unique Identifier

## Q25j. Exit Destination - Subsidy Type of Persons Exiting to Rental by Client With An Ongoing Subsidy - Veteran

Program Applicability: All Projects

	Total	Without Children	With Children and Adults	Unknown Household Type
GPD TIP housing subsidy	0	0	0	0
VASH housing subsidy	3	3	0	0
RRH or equivalent subsidy	20	18	2	0
HCV voucher (tenant or project based) (not dedicated)	0	0	0	0
Public housing unit	0	0	0	0
Rental by client, with other ongoing housing subsidy	0	0	0	0
Housing Stability Voucher	0	0	0	0
Family Unification Program Voucher (FUP)	0	0	0	0
Foster Youth to Independence Initiative (FYI)	0	0	0	0
Permanent Supportive Housing	0	0	0	0
Other permanent housing dedicated for formerly homeless persons	1	1	0	0
<b>TOTAL</b>	<b>24</b>	<b>22</b>	<b>2</b>	<b>0</b>

## Q26a. Chronic Homeless Status - Number of Households w/at least one or more CH person

Program Applicability: All Projects

	Total	Without Children	With Children and Adults	With Only Children	Unknown Household Type
Chronically Homeless	607	596	9	1	1
Not Chronically Homeless	1,314	1,093	199	20	2
Client Doesn't Know/Prefers Not to Answer	18	17	1	0	0
Data Not Collected	43	43	0	0	0
<b>Total</b>	<b>1,982</b>	<b>1,749</b>	<b>209</b>	<b>21</b>	<b>3</b>



# HUD Annual Performance Report [FY 2024]

Date Range: 06/01/2024 thru 05/31/2025

Agency cat. filter: Agency CoC

Enrollment CoC Filter: No

Funding Criteria: Not Based on Funding Source

Client ID Selection: Clarity Unique Identifier

## Q26b. Number of Chronically Homeless Persons by Household

Program Applicability: All Projects

	Total	Without Children	With Children and Adults	With Only Children	Unknown Household Type
Chronically Homeless	645	616	26	1	2
Not Chronically Homeless	1,816	1,157	620	37	2
Client Doesn't Know/Prefers Not to Answer	19	17	2	0	0
Data Not Collected	100	44	56	0	0
<b>Total</b>	<b>2,580</b>	<b>1,834</b>	<b>704</b>	<b>38</b>	<b>4</b>

## Q26c. Gender of Chronically Homeless Persons

Program Applicability: All Projects

	Total	Without Children	With Children and Adults	With Only Children	Unknown Household Type
Woman	249	232	16	0	1
Man	391	381	10	0	0
Culturally Specific Identity	0	0	0	0	0
Transgender	0	0	0	0	0
Non-Binary	2	1	0	1	0
Questioning	0	0	0	0	0
Different Identity	0	0	0	0	0
Woman/Man	0	0	0	0	0
Woman/Culturally Specific Identity	0	0	0	0	0
Woman/Transgender	0	0	0	0	0
Woman/Non-Binary	0	0	0	0	0
Woman/Questioning	0	0	0	0	0
Woman/Different Identity	0	0	0	0	0
Man/Culturally Specific Identity	0	0	0	0	0
Man/Transgender	0	0	0	0	0
Man/Non-Binary	0	0	0	0	0
Man/Questioning	0	0	0	0	0
Man/Different Identity	1	1	0	0	0
Culturally Specific Identity/Transgender	0	0	0	0	0

**HUD Annual Performance  
Report [FY 2024]**

Date Range: 06/01/2024 thru 05/31/2025

Agency cat. filter: Agency CoC

Enrollment CoC Filter: No

Funding Criteria: Not Based on Funding Source

Client ID Selection: Clarity Unique Identifier

**Q26c. Gender of Chronically Homeless Persons**

Program Applicability: All Projects

	Total	Without Children	With Children and Adults	With Only Children	Unknown Household Type
Culturally Specific Identity/Non-Binary	0	0	0	0	0
Culturally Specific Identity/Questioning	0	0	0	0	0
Culturally Specific Identity/Different Identity	0	0	0	0	0
Transgender/Non-Binary	0	0	0	0	0
Transgender/Questioning	0	0	0	0	0
Transgender/Different Identity	0	0	0	0	0
Non-Binary/Questioning	0	0	0	0	0
Non-Binary/Different Identity	0	0	0	0	0
Questioning/Different Identity	0	0	0	0	0
More than 2 Gender Identities Selected	0	0	0	0	0
Client Doesn't Know/Prefers Not to Answer	2	1	0	0	1
Data Not Collected	0	0	0	0	0
<b>Total</b>	<b>645</b>	<b>616</b>	<b>26</b>	<b>1</b>	<b>2</b>



**HUD Annual Performance  
Report [FY 2024]**

Date Range: 06/01/2024 thru 05/31/2025

Agency cat. filter: Agency CoC

Enrollment CoC Filter: No

Funding Criteria: Not Based on Funding Source

Client ID Selection: Clarity Unique Identifier

**Q26d. Age of Chronically Homeless Persons**

Program Applicability: All Projects

	Total	Without Children	With Children and Adults	With Only Children	Unknown Household Type
0-17	15		14	1	0
18-24	19	16	2		1
25-34	82	79	3		0
35-44	156	152	4		0
45-54	157	155	2		0
55-64	155	154	1		0
65+	60	60	0		0
Client Doesn't Know/Prefers Not to Answer	1	0	0		1
Data Not Collected	0	0	0		0
<b>Total</b>	<b>645</b>	<b>616</b>	<b>26</b>	<b>1</b>	<b>2</b>

**Q26e. Physical and Mental Health Conditions - Chronically Homeless Persons**

Program Applicability: All Projects

	Conditions At Start	Conditions at Latest Assessment for Stayers	Conditions at Exit for Leavers
Mental Health Disorder	454	240	27
Alcohol Use Disorder	51	38	0
Drug Use Disorder	163	93	11
Both Alcohol and Drug Use Disorders	88	45	5
Chronic Health Condition	292	142	18
HIV/AIDS	8	2	1
Developmental Disability	145	75	9
Physical Disability	309	164	20

**HUD Annual Performance  
Report [FY 2024]**

Date Range: 06/01/2024 thru 05/31/2025

Agency cat. filter: Agency CoC

Enrollment CoC Filter: No

Funding Criteria: Not Based on Funding Source

Client ID Selection: Clarity Unique Identifier

**Q27a. Age of Youth**

Program Applicability: All Projects

	Total	Without Children	With Children and Adults	With Only Children	Unknown Household Type
12-17	10		1	9	0
18-24	151	122	28		1
Client Doesn't Know/Prefers Not to Answer					
Data Not Collected					
<b>Total</b>	<b>161</b>	<b>122</b>	<b>29</b>	<b>9</b>	<b>1</b>

**Q27b. Parenting Youth**

Program Applicability: All Projects

	Total parenting youth	Total children of parenting youth	Total Persons	Total Households
Parent youth < 18	1	1	2	1
Parent youth 18 to 24	27	24	51	19



# HUD Annual Performance Report [FY 2024]

Date Range: 06/01/2024 thru 05/31/2025

Agency cat. filter: Agency CoC

Enrollment CoC Filter: No

Funding Criteria: Not Based on Funding Source

Client ID Selection: Clarity Unique Identifier

## Q27c. Gender - Youth

Program Applicability: All Projects

	Total	Without Children	With Children and Adults	With Only Children	Unknown Household Type
Woman	79	54	20	4	1
Man	79	66	9	4	0
Culturally Specific Identity	0	0	0	0	0
Transgender	1	1	0	0	0
Non-Binary	2	1	0	1	0
Questioning	0	0	0	0	0
Different Identity	0	0	0	0	0
Woman/Man	0	0	0	0	0
Woman/Culturally Specific Identity	0	0	0	0	0
Woman/Transgender	0	0	0	0	0
Woman/Non-Binary	0	0	0	0	0
Woman/Questioning	0	0	0	0	0
Woman/Different Identity	0	0	0	0	0
Man/Culturally Specific Identity	0	0	0	0	0
Man/Transgender	0	0	0	0	0
Man/Non-Binary	0	0	0	0	0
Man/Questioning	0	0	0	0	0
Man/Different Identity	0	0	0	0	0
Culturally Specific Identity/Transgender	0	0	0	0	0
Culturally Specific Identity/Non-Binary	0	0	0	0	0
Culturally Specific Identity/Questioning	0	0	0	0	0
Culturally Specific Identity/Different Identity	0	0	0	0	0
Transgender/Non-Binary	0	0	0	0	0
Transgender/Questioning	0	0	0	0	0
Transgender/Different Identity	0	0	0	0	0
Non-Binary/Questioning	0	0	0	0	0
Non-Binary/Different Identity	0	0	0	0	0
Questioning/Different Identity	0	0	0	0	0

# HUD Annual Performance Report [FY 2024]

Date Range: 06/01/2024 thru 05/31/2025

Agency cat. filter: Agency CoC

Enrollment CoC Filter: No

Funding Criteria: Not Based on Funding Source

Client ID Selection: Clarity Unique Identifier

## Q27c. Gender - Youth

Program Applicability: All Projects

	Total	Without Children	With Children and Adults	With Only Children	Unknown Household Type
More than 2 Gender Identities Selected	0	0	0	0	0
Client Doesn't Know/Prefers Not to Answer	0	0	0	0	0
Data Not Collected	0	0	0	0	0
<b>Total</b>	<b>161</b>	<b>122</b>	<b>29</b>	<b>9</b>	<b>1</b>

## Q27d. Living Situation - Youth

Program Applicability: All Projects

	Total	Without Children	With Children and Adults	With Only Children	Unknown Household Type
<b>Homeless Situations</b>					
Place not meant for habitation	62	56	5	1	0
Emergency shelter, including hotel or motel paid for with emergency shelter voucher, Host Home shelter	7	5	2	0	0
Safe Haven	0	0	0	0	0
<b>Subtotal</b>	<b>69</b>	<b>61</b>	<b>7</b>	<b>1</b>	<b>0</b>
<b>Institutional Situations</b>					
Foster care home or foster care group home	1	1	0	0	0
Hospital or other residential non-psychiatric medical facility	0	0	0	0	0
Jail, prison, or juvenile detention facility	5	5	0	0	0
Long-term care facility or nursing home	0	0	0	0	0
Psychiatric hospital or other psychiatric facility	0	0	0	0	0
Substance abuse treatment facility or detox center	2	1	1	0	0
<b>Subtotal</b>	<b>8</b>	<b>7</b>	<b>1</b>	<b>0</b>	<b>0</b>
<b>Temporary Situations</b>					
Transitional housing for homeless persons (including homeless youth)	4	4	0	0	0
Residential project or halfway house with no homeless criteria	0	0	0	0	0
Hotel or motel paid for without emergency shelter voucher	3	2	1	0	0
Host Home (non-crisis)	0	0	0	0	0

**HUD Annual Performance  
Report [FY 2024]**

Date Range: 06/01/2024 thru 05/31/2025

Agency cat. filter: Agency CoC

Enrollment CoC Filter: No

Funding Criteria: Not Based on Funding Source

Client ID Selection: Clarity Unique Identifier

**Q27d. Living Situation - Youth**

Program Applicability: All Projects

	Total	Without Children	With Children and Adults	With Only Children	Unknown Household Type
Staying or living in a friend's room, apartment, or house	17	16	0	1	0
Staying or living in a family member's room, apartment, or house	25	16	7	2	0
<b>Subtotal</b>	<b>49</b>	<b>38</b>	<b>8</b>	<b>3</b>	<b>0</b>
<b>Permanent Situations</b>					
Rental by client, no ongoing housing subsidy	12	7	4	1	0
Rental by client, with ongoing housing subsidy	1	1	0	0	0
Owned by client, with ongoing housing subsidy	1	1	0	0	0
Owned by client, no ongoing housing subsidy	0	0	0	0	0
<b>Subtotal</b>	<b>14</b>	<b>9</b>	<b>4</b>	<b>1</b>	<b>0</b>
Client Doesn't Know/Prefers Not to Answer	2	1	0	1	0
Data Not Collected	0	0	0	0	0
<b>Subtotal</b>	<b>2</b>	<b>1</b>	<b>0</b>	<b>1</b>	<b>0</b>
<b>Total</b>	<b>142</b>	<b>116</b>	<b>20</b>	<b>6</b>	<b>0</b>



# HUD Annual Performance Report [FY 2024]

Date Range: 06/01/2024 thru 05/31/2025

Agency cat. filter: Agency CoC

Enrollment CoC Filter: No

Funding Criteria: Not Based on Funding Source

Client ID Selection: Clarity Unique Identifier

## Q27e. Length of Participation - Youth

Program Applicability: All Projects

	Total	Leavers	Stayers
30 days or less	65	56	9
31 to 60 days	28	7	21
61 to 90 days	21	10	11
91 to 180 days	27	12	15
181 to 365 days	15	6	9
366 to 730 days (1-2 Yrs)	5	1	4
731 to 1,095 days (2-3 Yrs)	0	0	0
1,096 to 1,460 days (3-4 Yrs)	0	0	0
1,461 to 1,825 days (4-5 Yrs)	0	0	0
More than 1,825 days (> 5 Yrs)	0	0	0
<b>Total</b>	<b>161</b>	<b>92</b>	<b>69</b>





# HUD Annual Performance Report [FY 2024]

Date Range: 06/01/2024 thru 05/31/2025

Agency cat. filter: Agency CoC

Enrollment CoC Filter: No

Funding Criteria: Not Based on Funding Source

Client ID Selection: Clarity Unique Identifier

## Q27f1. Exit Destination - Youth

Program Applicability: All Projects

	Total	Without Children	With Children and Adults	With Only Children	Unknown Household Type
<b>Homeless Situations</b>					
Place not meant for habitation (e.g., a vehicle, an abandoned building, bus/train/subway station/airport or anywhere outside)	0	0	0	0	0
Emergency shelter, including hotel or motel paid for with emergency shelter voucher, Host Home shelter	1	1	0	0	0
Safe Haven	0	0	0	0	0
<b>Subtotal</b>	<b>1</b>	<b>1</b>	<b>0</b>	<b>0</b>	<b>0</b>
<b>Institutional Situations</b>					
Foster care home or foster care group home	0	0	0	0	0
Hospital or other residential non-psychiatric medical facility	0	0	0	0	0
Jail, prison, or juvenile detention facility	0	0	0	0	0
Long-term care facility or nursing home	0	0	0	0	0
Psychiatric hospital or other psychiatric facility	0	0	0	0	0
Substance abuse treatment facility or detox center	0	0	0	0	0
<b>Subtotal</b>	<b>0</b>	<b>0</b>	<b>0</b>	<b>0</b>	<b>0</b>
<b>Temporary Situations</b>					
Transitional housing for homeless persons (including homeless youth)	1	1	0	0	0
Residential project or halfway house with no homeless criteria	0	0	0	0	0
Hotel or motel paid for without emergency shelter voucher	0	0	0	0	0
Host Home (non-crisis)	0	0	0	0	0
Staying or living with family, temporary tenure (e.g., room, apartment, or house)	1	1	0	0	0

# HUD Annual Performance Report [FY 2024]

Date Range: 06/01/2024 thru 05/31/2025

Agency cat. filter: Agency CoC

Enrollment CoC Filter: No

Funding Criteria: Not Based on Funding Source

Client ID Selection: Clarity Unique Identifier

## Q27f1. Exit Destination - Youth

Program Applicability: All Projects

	Total	Without Children	With Children and Adults	With Only Children	Unknown Household Type
Staying or living with friends, temporary tenure (e.g., room, apartment, or house)	1	1	0	0	0
Moved from one HOPWA funded project to HOPWA TH	0	0	0	0	0
<b>Subtotal</b>	<b>3</b>	<b>3</b>	<b>0</b>	<b>0</b>	<b>0</b>
<b>Permanent Situations</b>					
Staying or living with family, permanent tenure	2	2	0	0	0
Staying or living with friends, permanent tenure	1	1	0	0	0
Moved from one HOPWA funded project to HOPWA PH	0	0	0	0	0
Rental by client, no ongoing housing subsidy	20	9	8	2	1
Rental by client, with ongoing housing subsidy	11	6	4	1	0
Owned by client, with ongoing housing subsidy	0	0	0	0	0
Owned by client, no ongoing housing subsidy	1	1	0	0	0
<b>Subtotal</b>	<b>35</b>	<b>19</b>	<b>12</b>	<b>3</b>	<b>1</b>
<b>Other Situations</b>					
No Exit Interview completed	53	44	6	3	0
Other	0	0	0	0	0
Deceased	0	0	0	0	0
Client Doesn't Know/Prefers Not to Answer	0	0	0	0	0
Data Not Collected	0	0	0	0	0
<b>Subtotal</b>	<b>53</b>	<b>44</b>	<b>6</b>	<b>3</b>	<b>0</b>
<b>TOTAL</b>	<b>92</b>	<b>67</b>	<b>18</b>	<b>6</b>	<b>1</b>

# HUD Annual Performance Report [FY 2024]

Date Range: 06/01/2024 thru 05/31/2025

Agency cat. filter: Agency CoC

Enrollment CoC Filter: No

Funding Criteria: Not Based on Funding Source

Client ID Selection: Clarity Unique Identifier

## Q27f1. Exit Destination - Youth

Program Applicability: All Projects

	Total	Without Children	With Children and Adults	With Only Children	Unknown Household Type
Total persons exiting to positive housing destinations	35	19	12	3	1
Total persons exiting to destinations that excluded them from the calculation	0	0	0	0	0
Percentage of persons exiting to positive housing destinations	38.04%	28.36%	66.67%	50.00%	100.00%



**HUD Annual Performance  
Report [FY 2024]**

Date Range: 06/01/2024 thru 05/31/2025

Agency cat. filter: Agency CoC

Enrollment CoC Filter: No

Funding Criteria: Not Based on Funding Source

Client ID Selection: Clarity Unique Identifier

**Q27f2. Exit Destination - Subsidy Type of Persons Exiting to Rental by Client With An Ongoing Subsidy - Youth**

Program Applicability: All Projects

	Total	Without Children	With Children and Adults	With Only Children	Unknown Household Type
CPD TIP housing subsidy	0	0	0	0	0
VASH housing subsidy	0	0	0	0	0
RRH or equivalent subsidy	5	2	2	1	0
HCV voucher (tenant or project based) (not dedicated)	2	1	1	0	0
Public housing unit	0	0	0	0	0
Rental by client, with other ongoing housing subsidy	1	0	1	0	0
Housing Stability Voucher	0	0	0	0	0
Family Unification Program Voucher (FUP)	0	0	0	0	0
Foster Youth to Independence Initiative (FYI)	1	1	0	0	0
Permanent Supportive Housing	2	2	0	0	0
Other permanent housing dedicated for formerly homeless persons	0	0	0	0	0
<b>TOTAL</b>	<b>11</b>	<b>6</b>	<b>4</b>	<b>1</b>	<b>0</b>



**HUD Annual Performance  
Report [FY 2024]**

Date Range: 06/01/2024 thru 05/31/2025

Agency cat. filter: Agency CoC

Enrollment CoC Filter: No

Funding Criteria: Not Based on Funding Source

Client ID Selection: Clarity Unique Identifier

**Q27g. Cash Income - Sources - Youth**

Program Applicability: All Projects

	Income at Start	Income at Latest Annual Assessment for Stayers	Income at Exit for Leavers
Earned Income	45	0	6
Unemployment Insurance	1	0	0
Supplemental Security Income (SSI)	4	0	0
Social Security Disability Insurance (SSDI)	4	0	0
VA Service - Connected Disability Compensation	0	0	0
VA Non-Service Connected Disability Pension	0	0	0
Private Disability Insurance	0	0	0
Worker's Compensation	0	0	0
Temporary Assistance for Needy Families (TANF)	4	0	1
General Assistance (GA)	6	0	0
Retirement Income from Social Security	0	0	0
Pension or retirement income from a former job	0	0	0
Child Support	2	0	1
Alimony and other spousal support	0	0	0
Other Source	8	0	1
Adults with Income Information at Start and Annual Assessment/Exit		1	13



**HUD Annual Performance  
Report [FY 2024]**

Date Range: 06/01/2024 thru 05/31/2025

Agency cat. filter: Agency CoC

Enrollment CoC Filter: No

Funding Criteria: Not Based on Funding Source

Client ID Selection: Clarity Unique Identifier

**Q27h. Client Cash Income Category - Earned/Other Income Category - by Start and Annual Assessment/Exit Status - Youth**

Program Applicability: All Projects

Number of Youth By Income Category	Number of Youth at Start	Number of Youth at Annual Assessment (Stayers)	Number of Youth at Exit (Leavers)
Youth with Only Earned Income (i.e., Employment Income)	42	0	6
Youth with Only Other Income	26	0	2
Youth with Both Earned and Other Income	1	0	0
Youth with No Income	84	2	5
Youth with Client Doesn't Know/Prefers Not to Answer Income Information	3	0	1
Youth with Missing Income Information	1	0	76
Number of youth stayers not yet required to have an annual assessment		63	
Number of youth stayers without required annual assessment		2	
<b>Total Youth</b>	<b>157</b>	<b>67</b>	<b>90</b>
1 or more source of income	69	0	8
Youth with Income Information at Start and Annual Assessment/Exit		1	13



# HUD Annual Performance Report [FY 2024]

Date Range: 06/01/2024 thru 05/31/2025

Agency cat. filter: Agency CoC

Enrollment CoC Filter: No

Funding Criteria: Not Based on Funding Source

Client ID Selection: Clarity Unique Identifier

## Q27i. Disabling Conditions and Income for Youth at Exit

Program Applicability: All Projects

	AO: Youth with Disabling Condition	AO: Youth without Disabling Condition	AO: Total Youth	AO: % with Disabling Condition by Source	AC: Youth with Disabling Condition	AC: Youth without Disabling Condition	AC: Total Youth	AC: % with Disabling Condition by Source	CO: Youth with Disabling Condition	CO: Youth without Disabling Condition	CO: Total Youth	CO: % with Disabling Condition by Source	UK: Youth with Disabling Condition	UK: Youth without Disabling Condition	UK: Total Youth	UK: % with Disabling Condition by Source
Earned Income	1	2	3	33.33 %	0	3	3	0.00%	0	0	0	0.00%	0	0	0	0.00%
Unemployment Insurance	0	0	0	0.00%	0	0	0	0.00%	0	0	0	0.00%	0	0	0	0.00%
Supplemental Security Income (SSI)	0	0	0	0.00%	0	0	0	0.00%	0	0	0	0.00%	0	0	0	0.00%
Social Security Disability Insurance (SSDI)	0	0	0	0.00%	0	0	0	0.00%	0	0	0	0.00%	0	0	0	0.00%
VA Service-Connected Disability Compensation	0	0	0	0.00%	0	0	0	0.00%	0	0	0	0.00%	0	0	0	0.00%
VA Non-Service-Connected Disability Pension	0	0	0	0.00%	0	0	0	0.00%	0	0	0	0.00%	0	0	0	0.00%
Private Disability Insurance	0	0	0	0.00%	0	0	0	0.00%	0	0	0	0.00%	0	0	0	0.00%
Worker's Compensation	0	0	0	0.00%	0	0	0	0.00%	0	0	0	0.00%	0	0	0	0.00%
Temporary Assistance for Needy Families (TANF)	1	0	1	100.00 %	0	0	0	0.00%	0	0	0	0.00%	0	0	0	0.00%
General Assistance (GA)	0	0	0	0.00%	0	0	0	0.00%	0	0	0	0.00%	0	0	0	0.00%
Retirement Income from Social Security	0	0	0	0.00%	0	0	0	0.00%	0	0	0	0.00%	0	0	0	0.00%

# HUD Annual Performance Report [FY 2024]

Date Range: 06/01/2024 thru 05/31/2025

Agency cat. filter: Agency CoC

Enrollment CoC Filter: No

Funding Criteria: Not Based on Funding Source

Client ID Selection: Clarity Unique Identifier

## Q27i. Disabling Conditions and Income for Youth at Exit

Program Applicability: All Projects

	AO: Youth with Disabling Condition	AO: Youth without Disabling Condition	AO: Total Youth	AO: % with Disabling Condition by Source	AC: Youth with Disabling Condition	AC: Youth without Disabling Condition	AC: Total Youth	AC: % with Disabling Condition by Source	CO: Youth with Disabling Condition	CO: Youth without Disabling Condition	CO: Total Youth	CO: % with Disabling Condition by Source	UK: Youth with Disabling Condition	UK: Youth without Disabling Condition	UK: Total Youth	UK: % with Disabling Condition by Source
Pension or retirement income from a former job	0	0	0	0.00%	0	0	0	0.00%	0	0	0	0.00%	0	0	0	0.00%
Child Support	1	0	1	100.00%	0	0	0	0.00%	0	0	0	0.00%	0	0	0	0.00%
Alimony and other spousal support	0	0	0	0.00%	0	0	0	0.00%	0	0	0	0.00%	0	0	0	0.00%
Other source	0	1	1	0.00%	0	0	0	0.00%	0	0	0	0.00%	0	0	0	0.00%
No Sources	2	1	3	66.67%	0	2	2	0.00%	0	0	0	0.00%	0	0	0	0.00%
Unduplicated Total Youth	4	4	8		0	5	5		0	0	0		0	0	0	

## Q27j. Average and Median Length of Participation in Days - Youth

Program Applicability: All Projects

	Leavers	Stayers
Average Length	50	112
Median Length	15	68





# HUD Annual Performance Report [FY 2024]

Date Range: 06/01/2024 thru 05/31/2025

Agency cat. filter: Agency CoC

Enrollment CoC Filter: No

Funding Criteria: Not Based on Funding Source

Client ID Selection: Clarity Unique Identifier

## Q27k. Length of Time between Project Start Date and Housing Move-in Date - Youth

Program Applicability: PH - Rapid Re-Housing; PH - Permanent Supportive Housing

	Total	Without Children	With Children and Adults	With Only Children	Unknown Household Type
7 days or less	0	0	0	0	0
8 to 14 days	0	0	0	0	0
15 to 21 days	0	0	0	0	0
22 to 30 days	0	0	0	0	0
31 to 60 days	0	0	0	0	0
61 to 90 days	0	0	0	0	0
91 to 180 days	0	0	0	0	0
181 to 365 days	0	0	0	0	0
366 to 730 days (1-2 Yrs)	0	0	0	0	0
<b>Total (persons moved into housing)</b>	<b>0</b>	<b>0</b>	<b>0</b>	<b>0</b>	<b>0</b>
<b>Average length of time to housing</b>	<b>0</b>	<b>0</b>	<b>0</b>	<b>0</b>	<b>0</b>
<b>Persons who were exited without move-in</b>	<b>0</b>	<b>0</b>	<b>0</b>	<b>0</b>	<b>0</b>
<b>Total persons</b>	<b>0</b>	<b>0</b>	<b>0</b>	<b>0</b>	<b>0</b>



# HUD Annual Performance Report [FY 2024]

Date Range: 06/01/2024 thru 05/31/2025

Agency cat. filter: Agency CoC

Enrollment CoC Filter: No

Funding Criteria: Not Based on Funding Source

Client ID Selection: Clarity Unique Identifier

## Q27l. Length of Time Prior to Housing - based on 3.917 Date Homelessness Started - Youth

Program Applicability: ES-EE, ES-NbN, TH, PSH, SH, PH &amp; RRH

	Total	Without Children	With Children and Adults	With Only Children	Unknown Household Type
7 days or less	0	0	0	0	0
8 to 14 days	0	0	0	0	0
15 to 21 days	0	0	0	0	0
22 to 30 days	0	0	0	0	0
31 to 60 days	0	0	0	0	0
61 to 90 days	0	0	0	0	0
91 to 180 days	0	0	0	0	0
181 to 365 days	0	0	0	0	0
366 to 730 days (1-2 Yrs)	0	0	0	0	0
731 days or more	0	0	0	0	0
<b>Total (persons moved into housing)</b>	<b>0</b>	<b>0</b>	<b>0</b>	<b>0</b>	<b>0</b>
Not yet moved into housing	0	0	0	0	0
Data Not Collected	0	0	0	0	0
<b>Total persons</b>	<b>0</b>	<b>0</b>	<b>0</b>	<b>0</b>	<b>0</b>

## Q27m. Education Status - Youth

Program Applicability: All Projects

Current school and attendance	At Project Start	At Project Exit
Not currently enrolled in any school or education course	0	0
Currently enrolled but not attending regularly	0	0
Currently enrolled and attending regularly	0	0
Client Doesn't Know / Prefers Not to Answer	0	0
Data not collected	0	0
<b>For those not enrolled - most recent education status</b>		
K12: Graduated from high school	0	0
K12: Obtained GED	0	0
K12: Dropped out	0	0
K12: Suspended	0	0
K12: Expelled	0	0

# HUD Annual Performance Report [FY 2024]

Date Range: 06/01/2024 thru 05/31/2025

Agency cat. filter: Agency CoC

Enrollment CoC Filter: No

Funding Criteria: Not Based on Funding Source

Client ID Selection: Clarity Unique Identifier

**Q27m. Education Status - Youth**

Program Applicability: All Projects

Current school and attendance	At Project Start	At Project Exit
Higher education: Pursuing a credential but not currently attending	0	0
Higher education: Dropped out	0	0
Higher education: Obtained a credential/degree	0	0
Client Doesn't Know / Prefers Not to Answer	0	0
Data not collected	0	0
<b>For those currently enrolled - current status</b>		
Pursuing a high school diploma or GED	0	0
Pursuing Associate Degree	0	0
Pursuing Bachelor Degree	0	0
Pursuing Graduate Degree	0	0
Pursuing other post-secondary credential	0	0
Client Doesn't Know / Prefers Not to Answer	0	0
Data not collected	0	0
<b>Total persons</b>	<b>0</b>	<b>0</b>