



**HOMELESS SERVICES OVERSIGHT COUNCIL (HSOC)  
Data & Performance Committee Meeting Agenda**

April 21, 2025, 9:00am

**Committee members must participate in person** (except for just cause reasons, or personal emergency reasons approved by the HSOC):

Room 356, County of San Luis Obispo Department of Social Services,  
3433 South Higuera St, San Luis Obispo, CA 93401

Members with approved just cause reasons and the public may participate by Zoom video call:

<https://us06web.zoom.us/j/81558763210?pwd=xPYE607iOZORXWuHauRAO4hMnvy4bh.1>

Or dial in:

+1 669 444 9171

Meeting ID: 815 5876 3210

Passcode: 914716

1. Call to Order and Introductions
2. Public Comment
3. Consent: Approval of Minutes
4. Action/Information/Discussion
  - 4.1. Implementing Five-Year Plan Line of Effort 3 – Improve and Expand Data Management Efforts Through HMIS and Coordinated Entry System to Strengthen Data-Driven Operational Guidance and Strategic Oversight
    - 4.1.1. Discussion Item: HHAP (Homeless Housing, Assistance and Prevention Program) Round 5 Application System Performance Measurement Review
    - 4.1.2. Homeless Management Information System (HMIS)
      - 4.1.2.1. Information Item: System Performance Measures (SPM) Update
        - 4.1.2.1.1. Information Item: Statewide Comparison of SPM Data
      - 4.1.2.2. Information Item: HMIS Helpdesk Metrics



4.1.2.3. Discussion Item: Schools Data

5. Future Discussion/Report Items
6. Next Regular Meeting: May 19 at 9am
7. Adjournment

The full agenda packet for this meeting is available on the SLO County HSOC web page:

<https://www.slocounty.ca.gov/departments/social-services/homeless-services-division/homeless-services-oversight-council>

**HOMELESS SERVICES OVERSIGHT COUNCIL (HSOC)  
DATA & PERFORMANCE COMMITTEE MEETING MINUTES**

**Date**

March 24, 2025

**Time**

9:03 am-10:37 am

**Location**

Room 356, Department of Social Services, 3433 S. Higuera St., San Luis Obispo, CA 93401

**Members Present**

Christy Nichols  
Janna Nichols  
Jessica Thomas  
Mark Lamore  
Nathan Rubinoff

**Members Absent**

Diana Howard

**Staff and Guests**

Abby Burgess  
Jeff Al-Mashat  
Kari Howell  
Kate Bourne  
Helene Finger  
Laurel Weir  
Lupe Terrones  
Merlie Livermore  
Russ Francis  
Staci Dewitt  
Tony Arnold

**1. Call to Order and Introductions**

Mark (on behalf of Janna) called the meeting to order at 9:03 am.

**2. Public Comment**

None presented.

**3. Consent: Approval of Minutes**

Mark moved the motion to approve the minutes. Christy seconded the motion. Minutes were approved by voice vote.

**4. Action/Information/Discussion**

4.1. Implementing Five-Year Plan Line of Effort 3 – Improve and Expand Data Management Efforts Through HMIS and Coordinated Entry System to Strengthen Data-Driven Operational Guidance and Strategic Oversight

4.1.1. Homeless Management Information System (HMIS)

4.1.1.1. Action Item: Vote to Approve Client ROI (Release of Information)

Mark moved the motion to approve of the Client ROI, Christy seconded. Roll was called and motion passed unanimously.

4.1.1.2. Action Item: Vote to Approve HMIS User Agreement

Mark moved the motion to approve of the HMIS User Agreement and Christy seconded. Roll was called and the motion passed unanimously.

4.1.1.3. Discussion Item: HMIS Record Requests from Law Enforcement

Kate shared that they have updated the Policies and Procedures to clearly state that any inquiries from Law Enforcement (State, Local and Federal) should be directed to HMIS lead.

#### 4.1.1.4. Action Item: Vote to Approve HMIS Policies and Procedures

Christy moved the motion to approve the HMIS Policies and Procedures, seconded by Nathan. Roll was called. HMIS Policies and Procedures were approved unanimously.

#### 4.1.1.5. Information Item: System Performance Measures (SPM) Update

Kate reported that the new due date for the submission of the System Performance Measures is now April 11<sup>th</sup>.

#### 4.1.1.6. Information Item: HMIS Helpdesk Metrics

Kari shared that HMIS Helpdesk received more than 500 messages, with more than 64 percent resolved on the first reply. The response time (seventeen hours) was longer than normal since the inquiries are more complicated and required more detailed explanation. She also mentioned that since migrating to Clarity HMIS, they welcomed four additional HMIS agencies, increased HMIS usership by more than fifty percent, improved care coordination through database enhancements, launched the helpdesk ticketing system, and launched the online learning management system.

#### 4.1.1.7. Discussion Item: CenCal and HMIS Data

Kate shared that their team is putting an effort to match data against CenCal data and to include CalAIM projects into the system. She said that they are actively onboarding new agencies because of CalAIM programming.

#### 4.2. Information Item: Report from HSOC Planning and Meeting

Kari reported that at the March 19<sup>th</sup> HSOC Planning meeting, an update was shared on the progress of the County's Five-Year Plan. To help determine priorities in planning for the future, data shared was inclusive of homeless services, funding and affordable housing information. The HMIS team provided some level setting data from the reporting period of March 1, 2024, to March 1, 2025. Most of the data provided was project specific to destinations for permanent housing.

#### 4.3. Discussion Item: Time and Date of Committee Meetings

To avoid conflicts with the SLO County Board of Supervisors meetings, the Committee has agreed to change the meeting day to every 3<sup>rd</sup> Monday of each month starting in April. The next meeting will be on April 21<sup>st</sup>.

#### 5. Future Discussion/Report Items

- School data: report on students who are at risk of homelessness
- Coordinated Entry-Diversion assessment
- Go over SPM, comparison to state and national trends specific to projects success

#### 6. Next Regular Meeting: April 21, 2025

#### 7. Adjournment

Janna adjourned the meeting at 10:37 am.



# California Interagency Council on Homelessness

## HHAP Round 5 Application

### System Performance Measures & Improvement Plan

Steps to complete this section:

1. Identify the most recent system performance measures for the region.
2. Describe the key action(s) the region intends to take to improve each system performance measure.

*Guidance:*

*Cal ICH shall provide each region with system performance measures by CoC, with the exception of the LA region, which will receive data from all four CoCs within LA County. Applicants must enter that data in the corresponding measures fields in the application. Applicants should not adjust the data provided even if the geographic region of the data does not perfectly align with the participating applicant geography of this application.*

*The application must include **at least one** key action for **each** system performance measure. All columns must be filled out for each action.*

*For "Funding Type" select one of the options. If you select the blank field, you may type in a unique funding source type.*

*To add additional actions or racial equity measures, click the appropriate "Add" buttons near the bottom of each table.*

*Note: While Cal ICH expects most of the disparities listed to be based on race or ethnicity, applicants may identify other populations that are also overrepresented among people experiencing homelessness in the region.*

**Definitions:**

- **Key Actions** may include a brief description of a strategic initiative or step identified to address or improve the specific system performance measure. This can be a policy, program, partnership, target measure, or any other approach which reflects an improvement and delivers positive impact. Provide a clear description of the action and its intended outcome.
- **Lead Entity** should include the name of the regional Eligible Applicant responsible for managing the key action.
- **Collaborating Entity/ies** may include a group, organization, or jurisdiction within your region working to address or improve the system performance measure. This can be another participating jurisdiction, a system partner, or any organization actively participating in the key action.
- **Timeframe** should include a target date for completion of the key action.
- **Success Measurement Methods** may include a systematic approach or tool used to assess the effectiveness and impact of the key action on the system performance measure. This can be quantitative measures, qualitative feedback, or any combination that provides insight into the progress and outcomes pertaining to the key action. Provide a clear description of how you plan to track and report on the success of your key action.

## SPM 1a: Number of people accessing services who are experiencing homelessness.

SPM 1a

**2,812**

### Key Actions PM 1

| Key Action  | Funding Source(s) the region intends to use to achieve the action  | Funding Type          | Lead Entity               | Collaborating Entity/ies   | Target Date for Completion | Success Measurement Method   |
|---|--|-----------------------|---------------------------|--|----------------------------|--|
| The San Luis Obispo Countywide Plan to Address Homelessness (2022-2027) has a goal to accelerate completion of affordable housing projects, including traditional housing and | CDBG, HOME, CoC, PLHA, Homekey, ARPA, HHAP, LIHTC, County of SLO General Fund, County of San Luis Obispo Title 29 Funds, private funding | Federal, State, Local | County of San Luis Obispo | San Luis Obispo County CoC, homeless services providers, affordable housing developers | 12/31/2027                 | The San Luis Obispo Countywide Plan to Address Homelessness (2022-2027) has a goal reduce the number of people experiencing homelessness to 50% of the current level within five |

|  |                                      |                       |                                  |  |                   |   |
|--|--------------------------------------|-----------------------|----------------------------------|--|-------------------|---|
| <p>small accessory dwelling units or permanent tiny homes, to meet RHNA targets in all jurisdictions (one-half of 6th cycle RHNA targets for low-income and very low-income units within 5 years), to achieve 1667 units of low/very low-income housing (which includes 500 additional Permanent Supportive Housing beds).</p> |                                      |                       |                                  |  |                   | <p>years. The total number of people accessing services who are experiencing homelessness will be measured by HMIS data.</p>  |
| <p>The San Luis Obispo Countywide Plan to Address Homelessness (2022-2027) has a goal to sustain current levels of vouchers and rapid rehousing and adding resources sufficient for an additional 160 persons to find housing.</p>   | <p>HHAP, CalAIM, ESG, CDBG, PLHA</p> | <p>Federal, State</p> | <p>County of San Luis Obispo</p> | <p>San Luis Obispo County CoC, homeless services providers</p> | <p>12/31/2027</p> | <p>The San Luis Obispo Countywide Plan to Address Homelessness (2022-2027) has a goal reduce the number of people experiencing homelessness to 50% of the current level within five years. The total number of people accessing services who are experiencing homelessness will be measured by HMIS data.</p> |

## SPM 7.1a: Racial and ethnic disparities among those accessing services who are experiencing homelessness.

| Racial/Ethnic Group | Measure |
|---------------------|---------|
|---------------------|---------|

|                                 |  |
|---------------------------------|--|
| People who are Hispanic/ Latino |  |
|---------------------------------|--|

|  |  |
|--|--|
| People who are Black or African American |  |
|--|--|

## Key Actions PM 1

| Key Action   | Funding Source(s) the region intends to use to achieve the action | Funding Type   | Lead Entity               | Collaborating Entity/ies   | Target Date for Completion | Success Measurement Method  |
|--|---|----------------|---------------------------|----------------------------|----------------------------|---|
| Engage with stakeholders who serve underrepresented populations to solicit input on barriers to obtaining permanent housing and strategies for addressing barriers | CoC, HHAP   | Federal, State | County of San Luis Obispo | San Luis Obispo County CoC | 12/31/2027                 | Review HMIS data to determine whether disparities are decreasing, staying the same, or increasing |

## SPM 1b: Number of people experiencing unsheltered homelessness on a single night (unsheltered PIT count)

SPM 1b

1,156

## Key Actions PM 1

| Key Action  | Funding Source(s) the region intends to use to achieve the action                             | Funding Type          | Lead Entity               | Collaborating Entity/ies                                 | Target Date for Completion | Success Measurement Method  |
|---|---|-----------------------|---------------------------|--|----------------------------|---|
| The San Luis Obispo Countywide Plan to Address Homelessness (2022-2027) has a goal to | CDBG, HOME, CoC, PLHA, Homekey, ERF, ARPA, HHAP, LIHTC, County of SLO General Fund, County of | Federal, State, Local | County of San Luis Obispo | San Luis Obispo County CoC, homeless services providers, | 12/31/2027                 | The San Luis Obispo Countywide Plan to Address Homelessness (2022-2027) has a goal to |



|   |   |                       |                           |   |            |   |
|---|---|-----------------------|---------------------------|---|------------|---|
| accelerate completion of affordable housing projects, including traditional housing and small accessory dwelling units or permanent tiny homes, to meet RHNA targets in all jurisdictions (one-half of 6th cycle RHNA targets for low-income and very low-income units within 5 years), to achieve 1667 units of low/very low-income housing (which includes 500 additional Permanent Supportive Housing beds). | San Luis Obispo Title 29 Funds, private funding |                       |                           | affordable housing developers                           |            | reduce unsheltered homelessness to 50% of the current level within five years. This will be measured by Point in Time Count data.   |
| The San Luis Obispo Countywide Plan to Address Homelessness (2022-2027) has a goal to use rapid-cycle implementation to increase non-congregate sheltering/interim housing capacity through projects such as pallet shelters, cabins, tiny homes, sober living homes, room and board settings for a   | CDBG, PLHA, ERF, Homekey, private funding       | Federal, state, local | County of San Luis Obispo | San Luis Obispo County CoC, homeless services providers | 12/31/2027 | The San Luis Obispo Countywide Plan to Address Homelessness (2022-2027) has a goal to reduce unsheltered homelessness to 50% of the current level within five years. This will be measured by Point in Time Count data. |

total of 300 new  
units  
countywide  
within 3 years.

## SPM 7.1b: Racial and ethnic disparities among those experiencing unsheltered homelessness on a single night

### Racial/Ethnic Group

### Measure

People who are American Indian or Alaska Native

People who are Hispanic/ Latino

## Key Actions PM 1

| Key Action   | Funding Source(s) the region intends to use to achieve the action | Funding Type   | Lead Entity               | Collaborating Entity/ies   | Target Date for Completion | Success Measurement Method  |
|--|---|----------------|---------------------------|----------------------------|----------------------------|---|
| Engage with stakeholders who serve underrepresented populations to solicit input on barriers to obtaining permanent housing and strategies for addressing barriers | CoC, HHAP   | Federal, State | County of San Luis Obispo | San Luis Obispo County CoC | 12/31/2027                 | Review HMIS data to determine whether disparities are decreasing, staying the same, or increasing |
| Increase community knowledge by creating resources, and implementing trainings to ensure equitable access of undocumented neighbors to community resources for     | HHAP  | State          | County of San Luis Obispo | San Luis Obispo County CoC | 12/31/2027                 | Review HMIS data to determine whether disparities are decreasing, staying the same, or increasing |

which they are  
eligible

## SPM 2: Number of people accessing services who are experiencing homelessness for the first time.

SPM 2

1,656

### Key Actions PM 1

| Key Action   | Funding Source(s) the region intends to use to achieve the action | Funding Type          | Lead Entity               | Collaborating Entity/ies                               | Target Date for Completion | Success Measurement Method   |
|--|---|-----------------------|---------------------------|--|----------------------------|--|
| The San Luis Obispo Countywide Plan to Address Homelessness (2022-2027) has a goal to find housing for an additional 50 people each year through expanded diversion and homeless prevention efforts.                 | HHAP, ESG, CDBG, PLHA, General Fund                               | Federal, State, local | County of San Luis Obispo | San Luis Obispo County CoC, homeless services agencies | 12/31/2027                 | The reduction of the number of people entering the system who are experiencing homelessness for the first time will be measured by HMIS data |
| The San Luis Obispo Countywide Plan to Address Homelessness (2022-2027) has a goal to expand diversion efforts through coordinated entry system (including by adding staff; improving program outcomes and training; | CoC   | Federal               | County of San Luis Obispo | San Luis Obispo County CoC, homeless services agencies | 12/31/2027                 | The reduction of the number of people entering the system who are experiencing homelessness for the first time will be measured by HMIS data |

increasing  
flexible funding  
for relocation,  
etc.).

## SPM 7.2: Racial and ethnic disparities in the number of people accessing services who are experiencing homelessness for the first time

| Racial/Ethnic Group                      | Measure |
|--|---------|
| People who are Black or African American |         |
| People who are Hispanic/ Latino          |         |

### Key Actions PM 1

| Key Action   | Funding Source(s) the region intends to use to achieve the action | Funding Type   | Lead Entity               | Collaborating Entity/ies   | Target Date for Completion | Success Measurement Method  |
|--|---|----------------|---------------------------|----------------------------|----------------------------|---|
| Engage with stakeholders who serve underrepresented populations to solicit input on barriers to obtaining permanent housing and strategies for addressing barriers | HUD CoC, HHAP   | Federal, State | County of San Luis Obispo | San Luis Obispo County CoC | 12/31/2027                 | Review HMIS data to determine whether disparities are decreasing, staying the same, or increasing |

## SPM 3: Number of people exiting homelessness into permanent housing.

SPM 3

706

### Key Actions PM 1

| Key Action | Funding Source(s) the region intends to use to | Funding Type | Lead Entity | Collaborating Entity/ies | Target Date for Completion | Success Measurement Method |
|------------|--|--------------|-------------|--------------------------|----------------------------|----------------------------|
|------------|--|--------------|-------------|--------------------------|----------------------------|----------------------------|

| achieve the action  |   |                       |                           |   |            |   |
|---|---|-----------------------|---------------------------|---|------------|---|
| The San Luis Obispo Countywide Plan to Address Homelessness (2022-2027) has a goal to accelerate completion of affordable housing projects, including traditional housing and small accessory dwelling units or permanent tiny homes, to meet RHNA targets in all jurisdictions (one-half of 6th cycle RHNA targets for low-income and very low-income units within 5 years), to achieve 1667 units of low/very low-income housing (which includes 500 additional Permanent Supportive Housing beds). | CDBG, HOME, CoC, HHAP, LIHTC, Homekey, ERF, County Title 29 | Federal, State, local | County of San Luis Obispo | San Luis Obispo County CoC, affordable housing developers | 12/31/2027 | This will be measured by all jurisdictions within the county meeting RHNA targets and exits to permanent housing destinations HMIS data |
| The San Luis Obispo Countywide Plan to Address Homelessness (2022-2027) has a goal to sustain current levels of vouchers and rapid rehousing and adding resources   | HHAP, CalAIM, ESG, PLHA                                     | Federal, State        | County of San Luis Obispo | San Luis Obispo County CoC, homeless service providers    | 12/31/2027 | This will be measured by HMIS exits to permanent housing destinations and Housing Inventory Count data                                  |

sufficient for an additional 160 persons to find housing.

|   |      |       |                           |  |            |   |
|---|------|-------|---------------------------|--|------------|---|
| The San Luis Obispo Countywide Plan to Address Homelessness (2022-2027) has a goal to bring the Housing Authority of City of San Luis Obispo's (HASLO) Emergency Housing Voucher landlord incentive program to scale in all communities to increase the number of participating landlords by 15% over the next 5 years. | HHAP | State | County of San Luis Obispo | San Luis Obispo County CoC, homeless service providers | 12/31/2027 | This will be measured by HMIS exits to permanent housing destinations and Housing Inventory Count data. |
|---|------|-------|---------------------------|--|------------|---|

### SPM 7.3: Racial and ethnic disparities in the number of people exiting homelessness into permanent housing.

| Racial/Ethnic Group | Measure |
|---------------------|---------|
|---------------------|---------|

|                |
|----------------|
| Multiple Races |
|----------------|

People who are Hispanic/ Latino

### Key Actions PM 1

| Key Action               | Funding Source(s) the region intends to use to achieve the action | Funding Type   | Lead Entity        | Collaborating Entity/ies | Target Date for Completion | Success Measurement Method     |
|--------------------------|---|----------------|--------------------|--------------------------|----------------------------|--------------------------------|
| Engage with stakeholders | CoC, HHAP   | Federal, State | County of San Luis | San Luis Obispo          | 12/31/2027                 | Review HMIS data if sufficient |

|   |        |            |   |
|---|--------|------------|---|
| who serve underrepresented populations to solicit input on barriers to obtaining permanent housing and strategies for addressing barriers | Obispo | County CoC | numbers to draw conclusions regarding whether there are disparities in subpopulations. If the HMIS data is inconclusive, seek stakeholder feedback on whether improvements are impacting their populations. |
|---|--------|------------|---|

## SPM 4: Average length of time that people experienced homelessness while accessing services

SPM 4

124

### Key Actions PM 1

| Key Action  | Funding Source(s) the region intends to use to achieve the action | Funding Type          | Lead Entity               | Collaborating Entity/ies                                  | Target Date for Completion | Success Measurement Method   |
|---|---|-----------------------|---------------------------|---|----------------------------|--|
| The San Luis Obispo Countywide Plan to Address Homelessness (2022-2027) has a goal to accelerate completion of affordable housing projects, including traditional housing and small accessory dwelling units or permanent tiny homes, to meet | CDBG, CoC, Homekey, ERF, HOME, PLHA, County Title 29              | Federal, State, local | County of San Luis Obispo | San Luis Obispo County CoC, affordable housing developers | 12/31/2027                 | The reduction in the length of time people were known to be homeless will be measured through HMIS data. |

RHNA targets in all jurisdictions (one-half of 6th cycle RHNA targets for low-income and very low-income units within 5 years), to achieve 1667 units of low/very low-income housing (which includes 500 additional Permanent Supportive Housing beds).

|   |                         |                |                           |  |            |  |
|---|-------------------------|----------------|---------------------------|--|------------|--|
| The San Luis Obispo Countywide Plan to Address Homelessness (2022-2027) has a goal to sustain current levels of vouchers and rapid rehousing and adding resources sufficient for an additional 160 persons to find housing. | HHAP, CalAIM, ESG, PLHA | Federal, State | County of San Luis Obispo | San Luis Obispo County CoC, homeless service providers | 12/31/2027 | The reduction in the length of time people were known to be homeless will be measured through HMIS data. |
|---|-------------------------|----------------|---------------------------|--|------------|--|

|  |     |         |                           |   |            |  |
|--|-----|---------|---------------------------|---|------------|--|
| The San Luis Obispo Countywide Plan to Address Homelessness (2022-2027) has a goal to revamp the Coordinated Entry System to prioritize services based on need (including diversion, permanent | CoC | Federal | County of San Luis Obispo | San Luis Obispo County CoC, Coordinated Entry System agencies | 12/31/2027 | The reduction in the length of time people were known to be homeless will be measured through HMIS data. |
|--|-----|---------|---------------------------|---|------------|--|



supportive  
housing for  
higher threshold  
chronically  
homeless, rapid  
re-housing for  
lower threshold)  
throughout the  
geographic  
region

## **SPM 7.4: Racial and ethnic disparities in the average length of time that people experienced homelessness while accessing services.**

| <b>Racial/Ethnic Group</b>      | <b>Measure</b> |
|---------------------------------|----------------|
| People who are Hispanic/ Latino |                |
| People who are Asian            |                |

## **Key Actions PM 1**

| <b>Key Action</b>  | <b>Funding Source(s) the region intends to use to achieve the action</b> | <b>Funding Type</b> | <b>Lead Entity</b>        | <b>Collaborating Entity/ies</b> | <b>Target Date for Completion</b> | <b>Success Measurement Method</b>                                    |
|--|--|---------------------|---------------------------|---------------------------------|-----------------------------------|--|
| Engage with stakeholders who serve underrepresented populations to solicit input on barriers to obtaining permanent housing and strategies for addressing barriers | CoC, HHAP  | Federal, State      | County of San Luis Obispo | San Luis Obispo County CoC      | 12/31/2027                        | Review HMIS data to determine whether any disparities are decreasing |

## **SPM 5: Percent of people who return to homelessness within 6 months of exiting homelessness response system to permanent housing.**

**SPM 5**  
**7.00%**

## Key Actions PM 1

| Key Action   | Funding Source(s) the region intends to use to achieve the action | Funding Type | Lead Entity               | Collaborating Entity/ies   | Target Date for Completion | Success Measurement Method  |
|--|---|--------------|---------------------------|--|----------------------------|---|
| The San Luis Obispo Countywide Plan to Address Homelessness (2022-2027) has a goal to develop and increase appropriate housing and home healthcare services to support housing retention among medically vulnerable and high need behavioral health populations. | CalAIM, Homekey, Bridge Housing, Housing Now                      | State, local | County of San Luis Obispo | San Luis Obispo County CoC, CenCal Health, homeless services agencies, housing providers | 12/31/2027                 | The reduction of the percentage of people who return to homelessness within six months of exiting the homelessness response system to permanent housing will be measured through HMIS data. |
| The San Luis Obispo Countywide Plan to Address Homelessness (2022-2027) has a goal to expand a continuum of age-appropriate, stable housing options to meet the diverse needs of youth (for example, host homes, master lease, and permanent supportive          | HHAP  | State        | County of San Luis Obispo | San Luis Obispo County CoC, homeless services agencies, housing providers                | 12/31/2027                 | The reduction of the percentage of people who return to homelessness within six months of exiting the homelessness response system to permanent housing will be measured through HMIS data. |

housing).

## **SPM 7.5: Racial and ethnic disparities in the percent of people who return to homelessness within 6 months of exiting homelessness response system to permanent housing.**

| <b>Racial/Ethnic Group</b>                      | <b>Measure</b> |
|---|----------------|
| People who are American Indian or Alaska Native | 13.00%         |
| Multiple Races                                  | 15.00%         |

### **Key Actions PM 1**

| <b>Key Action</b>  | <b>Funding Source(s) the region intends to use to achieve the action</b> | <b>Funding Type</b> | <b>Lead Entity</b>        | <b>Collaborating Entity/ies</b> | <b>Target Date for Completion</b> | <b>Success Measurement Method</b>                                    |
|--|--|---------------------|---------------------------|---------------------------------|-----------------------------------|--|
| Engage with stakeholders who serve underrepresented populations to solicit input on barriers to obtaining permanent housing and strategies for addressing barriers | CoC, HHAP  | Federal, State      | County of San Luis Obispo | San Luis Obispo County CoC      | 12/31/2027                        | Review HMIS data to determine whether any disparities are decreasing |

## **SPM 6: Number of people with successful placements from street outreach projects.**

**SPM 6**

**13**

### **Key Actions PM 1**

| <b>Key Action</b> | <b>Funding Source(s) the region intends to use to achieve the action</b> | <b>Funding Type</b> | <b>Lead Entity</b> | <b>Collaborating Entity/ies</b> | <b>Target Date for Completion</b> | <b>Success Measurement Method</b> |
|-------------------|--|---------------------|--------------------|---------------------------------|-----------------------------------|-----------------------------------|
|-------------------|--|---------------------|--------------------|---------------------------------|-----------------------------------|-----------------------------------|

|  |                 |                |                           |   |            |   |
|--|-----------------|----------------|---------------------------|---|------------|---|
| The San Luis Obispo Countywide Plan to Address Homelessness (2022-2027) has a goal to coordinate outreach strategies across multiple agencies to allocate and prioritize resources geographically and across populations and to improve information-sharing.   | CoC             | Federal        | County of San Luis Obispo | San Luis Obispo County CoC, Coordinated Entry System agencies and CES participating housing providers | 12/31/2027 | Increase the number of people being served in shelters or by outreach staff that access permanent housing by 10% each year. This will be measured by HMIS data  |
| The San Luis Obispo Countywide Plan to Address Homelessness (2022-2027) has a goal to create multidisciplinary outreach teams, including either medical staff certified and trained to provide care for physical, mental health, and substance use disorders, including mobile medications, or, at minimum, telemedicine access. | ESG, PLHA, HHAP | Federal, State | County of San Luis Obispo | San Luis Obispo County CoC, homeless services agencies  | 12/31/2027 | Increase the number of people being served in shelters or by outreach staff that access permanent housing by 10% each year. This will be measured by HMIS data. |

## SPM 7.6: Racial and ethnic disparities in the number of people with successful placements from street outreach projects.

| Racial/Ethnic Group             |  |  |  | Measure   |         |        |
|---------------------------------|--|--|--|---|---------|--------|
| People who are Hispanic/ Latino |  |  |  | Source(s) the region intends to use to achieve the action | Type    | Entity |
|                                 |  |  |  | Target  | Success | ng Ent |

### Key Actions PM 1

| Key Action | Funding | Funding | Lead | Collaborati | Target | Success |
|------------|---------|---------|------|-------------|--------|---------|
|------------|---------|---------|------|-------------|--------|---------|

|  |           |                |                           |                            |            |  |
|--|-----------|----------------|---------------------------|----------------------------|------------|--|
| Engage with stakeholders who serve underrepresented populations to solicit input on barriers to obtaining permanent housing and strategies for addressing barriers | CoC, HHAP | Federal, state | County of San Luis Obispo | San Luis Obispo County CoC | 12/31/2027 | Review HMIS data if sufficient numbers to draw conclusions regarding whether there are disparities in subpopulations. If the HMIS data is inconclusive, seek stakeholder feedback on whether improvements are impacting their populations. |
|--|-----------|----------------|---------------------------|----------------------------|------------|--|

HHAP Round 5 Regionally Coordinated Homelessness Action Plan approved by HSOC on 3/20/24

Agenda Item 4.1.1

| CA SPM Data Report: October 1, 2023 - September 30, 2024  |          |          |          |                   |                             |                        |                             |                        |                             |                        |                             |                        |
|---|----------|----------|----------|-------------------|-----------------------------|------------------------|-----------------------------|------------------------|-----------------------------|------------------------|-----------------------------|------------------------|
| CA-614 San Luis Obispo County CoC   |          |          |          |                   |                             |                        |                             |                        |                             |                        |                             |                        |
| Measure #1a: Reducing the number of persons experiencing homelessness.  |          |          |          |                   |                             |                        |                             |                        |                             |                        |                             |                        |
| Number of people accessing services who are experiencing homelessness.  |          |          |          |                   |                             |                        |                             |                        |                             |                        |                             |                        |
| Performance Data  |          |          |          |                   |                             |                        |                             |                        |                             |                        |                             |                        |
| CY 2020   | CY 2021  | CY 2022  | CY 2023  | 10/1/23 - 9/30/24 | # Change from CY 2020       | % Change from CY 2020  | # Change from CY 2021       | % Change from CY 2021  | # Change from CY 2022       | % Change from CY 2022  | # Change from CY 2023       | % Change from CY 2023  |
| 1,725   | 2,304    | 2,879    | 3,350    | 3,703             | 1,978                       | 115%                   | 1,399                       | 61%                    | 824                         | 29%                    | 353                         | 11%                    |
| Measure #1b: Reducing the number of persons experiencing unsheltered homelessness on a daily basis.   |          |          |          |                   |                             |                        |                             |                        |                             |                        |                             |                        |
| Estimated number of people experiencing unsheltered homelessness on the CoC's Point-in-Time Count (on a single day in the last week of January).  |          |          |          |                   |                             |                        |                             |                        |                             |                        |                             |                        |
| Performance Data  |          |          |          |                   |                             |                        |                             |                        |                             |                        |                             |                        |
| PIT 2020  | PIT 2021 | PIT 2022 | PIT 2023 | PIT 2024          | # Change from PIT 2020      | % Change from PIT 2020 | # Change from PIT 2021      | % Change from PIT 2021 | # Change from PIT 2022      | % Change from PIT 2022 | # Change from PIT 2023      | % Change from PIT 2023 |
| 1,172   | -        | 1,156    | 1,156    | 800               | -372                        | -32%                   | n/a                         | n/a                    | -356                        | -31%                   | -356                        | -31%                   |
| Measure #2: Reducing the number of persons who become homeless for the first time.  |          |          |          |                   |                             |                        |                             |                        |                             |                        |                             |                        |
| Number of people accessing services who are experiencing homelessness for the first time (defined as not accessing services while experiencing homelessness in the past two years).   |          |          |          |                   |                             |                        |                             |                        |                             |                        |                             |                        |
| Performance Data  |          |          |          |                   |                             |                        |                             |                        |                             |                        |                             |                        |
| CY 2020   | CY 2021  | CY 2022  | CY 2023  | 10/1/23 - 9/30/24 | # Change from CY 2020       | % Change from CY 2020  | # Change from CY 2021       | % Change from CY 2021  | # Change from CY 2022       | % Change from CY 2022  | # Change from CY 2023       | % Change from CY 2023  |
| 879   | 1,357    | 1,689    | 1,731    | 1,884             | 1,005                       | 114%                   | 527                         | 39%                    | 195                         | 12%                    | 153                         | 9%                     |
| Measure #3: Increasing the number of people exiting homelessness into permanent housing.  |          |          |          |                   |                             |                        |                             |                        |                             |                        |                             |                        |
| Number of people exiting homelessness into permanent housing, including people who exited the homelessness response system to permanent housing and people who moved into permanent housing within the homelessness response system.  |          |          |          |                   |                             |                        |                             |                        |                             |                        |                             |                        |
| Performance Data  |          |          |          |                   |                             |                        |                             |                        |                             |                        |                             |                        |
| CY 2020   | CY 2021  | CY 2022  | CY 2023  | 10/1/23 - 9/30/24 | # Change from CY 2020       | % Change from CY 2020  | # Change from CY 2021       | % Change from CY 2021  | # Change from CY 2022       | % Change from CY 2022  | # Change from CY 2023       | % Change from CY 2023  |
| 512   | 577      | 561      | 800      | 823               | 311                         | 61%                    | 246                         | 43%                    | 262                         | 47%                    | 23                          | 3%                     |
| Measure #4: Reducing the length of time persons remain homeless.  |          |          |          |                   |                             |                        |                             |                        |                             |                        |                             |                        |
| Average length of time (in number of days) that people were enrolled in street outreach (SO) or other non-residential projects (while experiencing homelessness), emergency shelter (ES), transitional housing (TH), and safe haven (SH) projects, as well as time during which people were enrolled in, but had not yet moved into, rapid rehousing (RRH), permanent supportive housing (PSH), and other permanent housing (OPH) projects. |          |          |          |                   |                             |                        |                             |                        |                             |                        |                             |                        |
| Performance Data  |          |          |          |                   |                             |                        |                             |                        |                             |                        |                             |                        |
| CY 2020   | CY 2021  | CY 2022  | CY 2023  | 10/1/23 - 9/30/24 | # Change from CY 2020       | % Change from CY 2020  | # Change from CY 2021       | % Change from CY 2021  | # Change from CY 2022       | % Change from CY 2022  | # Change from CY 2023       | % Change from CY 2023  |
| 98  | 102      | 127      | 154      | 149               | 51                          | 52%                    | 47                          | 46%                    | 22                          | 17%                    | -5                          | -3%                    |
| Measure #5: Reducing the number of persons who return to homelessness after exiting homelessness to permanent housing.  |          |          |          |                   |                             |                        |                             |                        |                             |                        |                             |                        |
| Percent of people who return to homelessness within 6 months of exiting homelessness response system to permanent housing.  |          |          |          |                   |                             |                        |                             |                        |                             |                        |                             |                        |
| Performance Data  |          |          |          |                   |                             |                        |                             |                        |                             |                        |                             |                        |
| CY 2020   | CY 2021  | CY 2022  | CY 2023  | 10/1/23 - 9/30/24 | % Point Change from CY 2020 | % Change from CY 2020  | % Point Change from CY 2021 | % Change from CY 2021  | % Point Change from CY 2022 | % Change from CY 2022  | % Point Change from CY 2023 | % Change from CY 2023  |
| 8.24%   | 4.71%    | 8.14%    | 4.38%    | 12.32%            | 4.08%                       | n/a                    | 7.61%                       | n/a                    | 4.18%                       | n/a                    | 7.94%                       | n/a                    |
| Measure #6: Increasing successful placements from street outreach.  |          |          |          |                   |                             |                        |                             |                        |                             |                        |                             |                        |
| The number of people with successful placements from street outreach projects, which includes exits to an emergency shelter (ES), safe haven (SH), transitional housing (TH), or permanent housing (PH) destinations.   |          |          |          |                   |                             |                        |                             |                        |                             |                        |                             |                        |
| Performance Data  |          |          |          |                   |                             |                        |                             |                        |                             |                        |                             |                        |
| CY 2020   | CY 2021  | CY 2022  | CY 2023  | 10/1/23 - 9/30/24 | # Change from CY 2020       | % Change from CY 2020  | # Change from CY 2021       | % Change from CY 2021  | # Change from CY 2022       | % Change from CY 2022  | # Change from CY 2023       | % Change from CY 2023  |
| 0   | 0        | 22       | 43       | 42                | 42                          | n/a                    | 42                          | n/a                    | 20                          | 91%                    | -1                          | -2%                    |

-Measure #1b uses a CoC's most recent unsheltered PIT count. This measure is not reported for 2021 due to COVID-related disruptions in PIT count.

Data is provided by the CA Homeless Data Integration System (HDIS)

Reporting period: 10/1/23 - 9/30/24

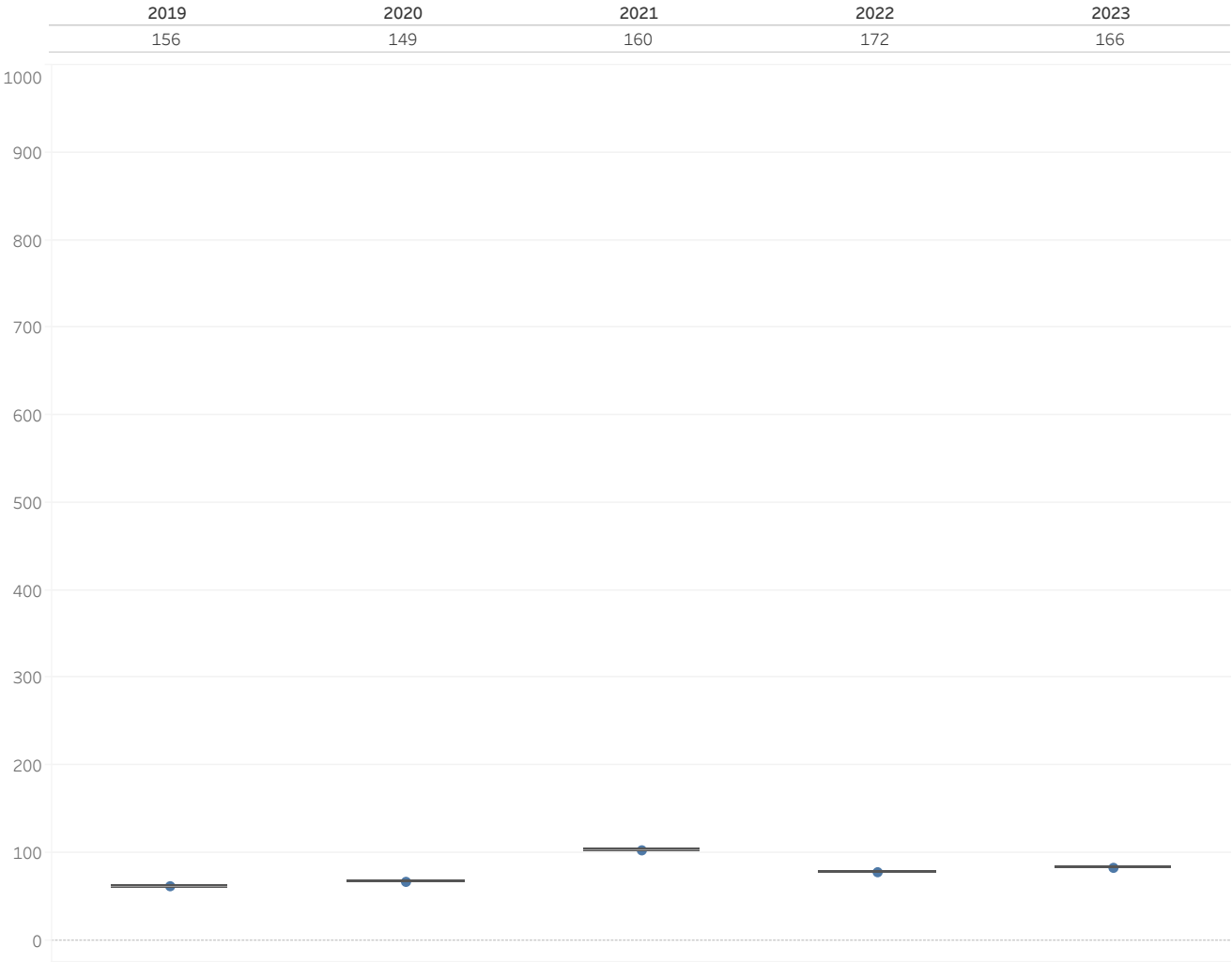
HUD SPM Comparison  
National Average Vs. San Luis Obispo County,  
CA-614  
Data & Performance 04/21/25

Agenda Item 4.1.2.1.1

Average Length of Stay (in days) in ES-SH-TH  
National Averages of Length of Stay in Days is displayed at top

AHAR Part 1 CoC Category  
Multiple values

HUD CoC Number  
CA-614



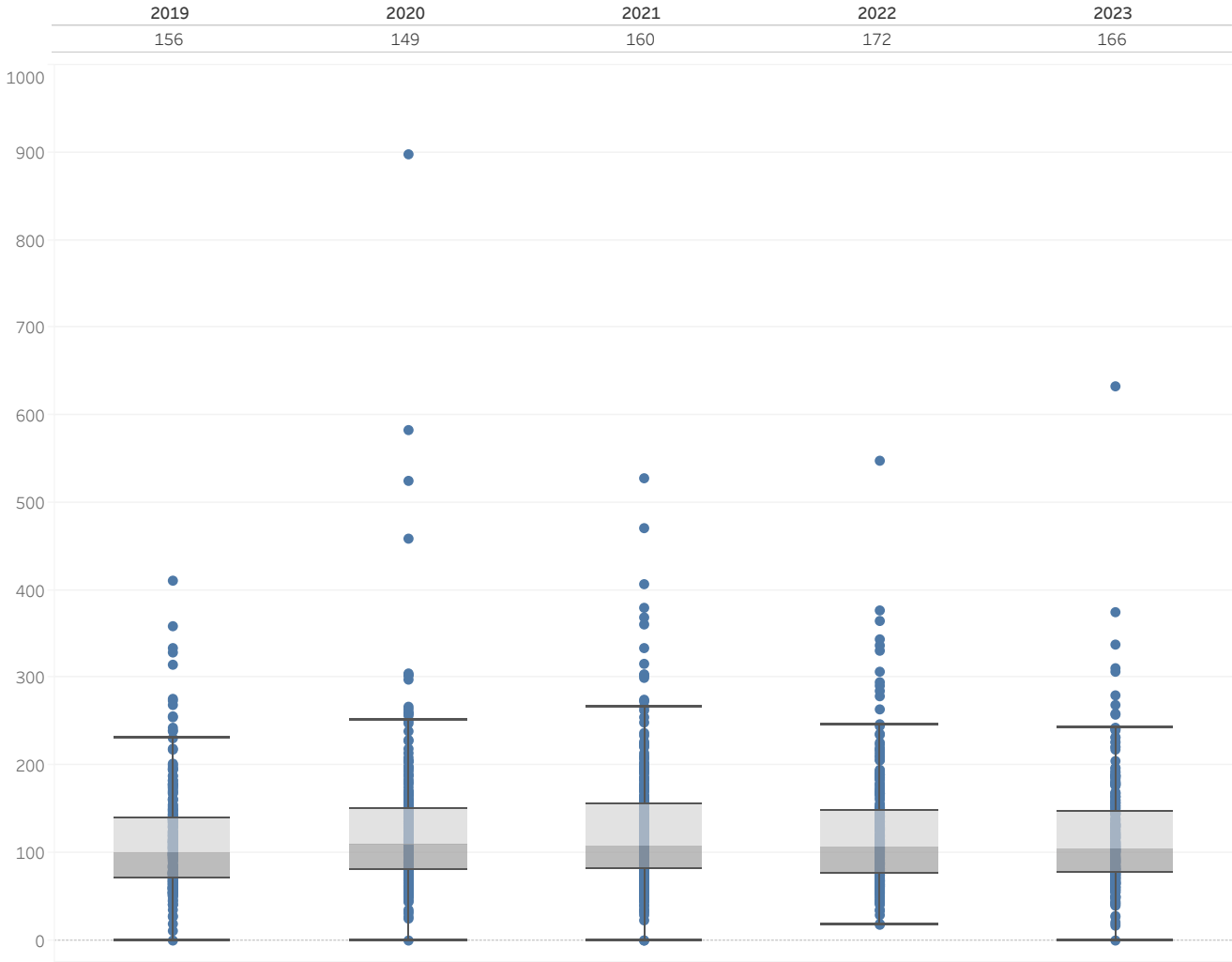


Agenda Item 4.1.2.1.1

Average Length of Stay (in days) in ES-SH-TH  
National Averages of Length of Stay in Days is displayed at top

AHAR Part 1 CoC Category  
Multiple values

HUD CoC Number  
All



Agenda Item 4.1.2.1.1

Percent Returns to Homelessness in 6-12-24 months  
National Averages of People Returning to Homelessness  
in 24 months is displayed at top

AHAR Part 1 CoC Category  
All

HUD CoC Number  
CA-614

Return Timeframe  
24 month

| Federal Fiscal Year |       |       |       |       |
|---------------------|-------|-------|-------|-------|
| 2019                | 2020  | 2021  | 2022  | 2023  |
| 19.8%               | 19.7% | 17.8% | 16.6% | 18.3% |



Agenda Item 4.1.2.1.1

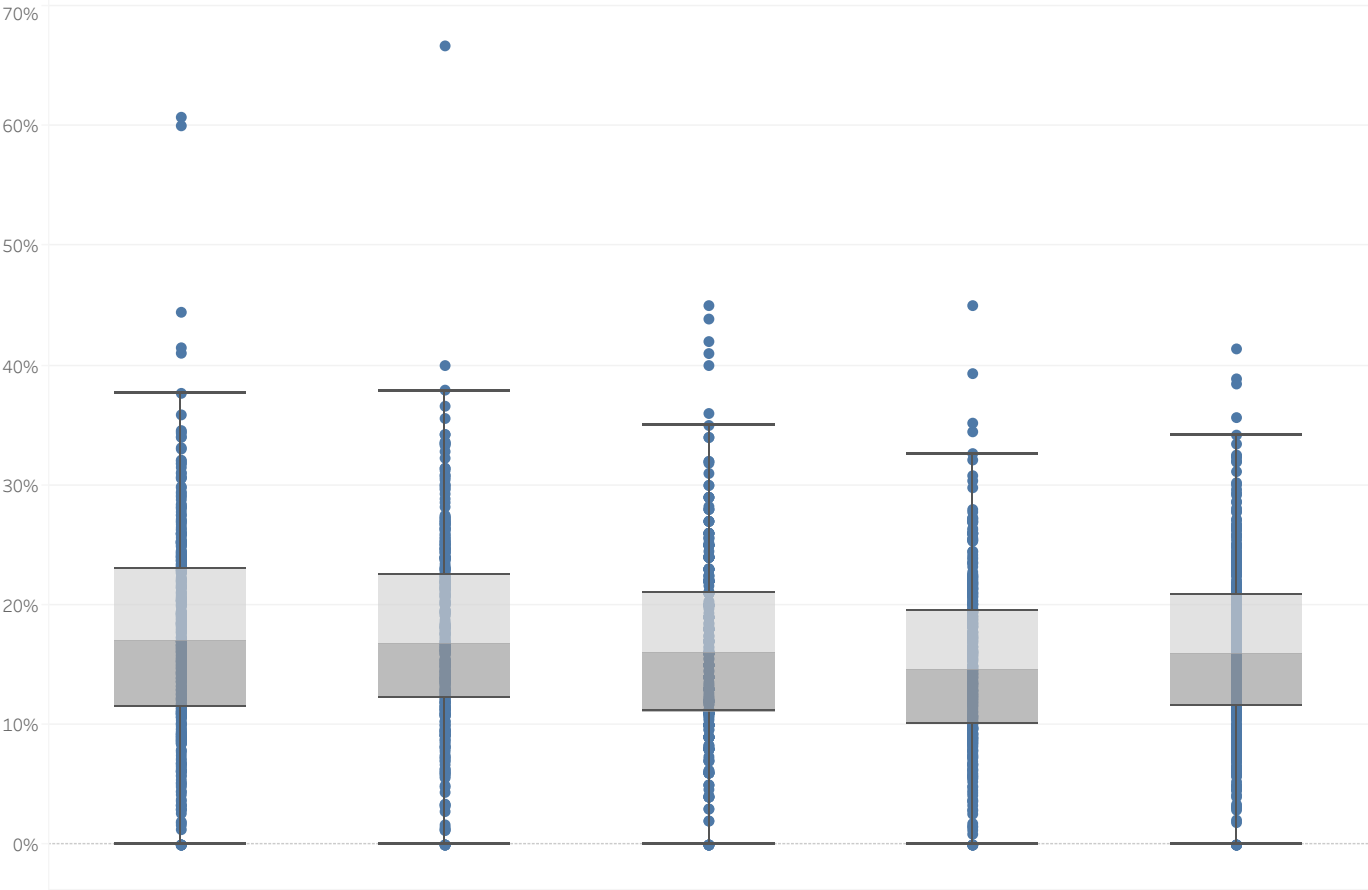
Percent Returns to Homelessness in 6-12-24 months  
National Averages of People Returning to Homelessness  
in 24 months is displayed at top

AHAR Part 1 CoC Category  
All

HUD CoC Number  
All

Return Timeframe  
24 month

| Federal Fiscal Year |       |       |       |       |
|---------------------|-------|-------|-------|-------|
| 2019                | 2020  | 2021  | 2022  | 2023  |
| 19.8%               | 19.7% | 17.8% | 16.6% | 18.3% |

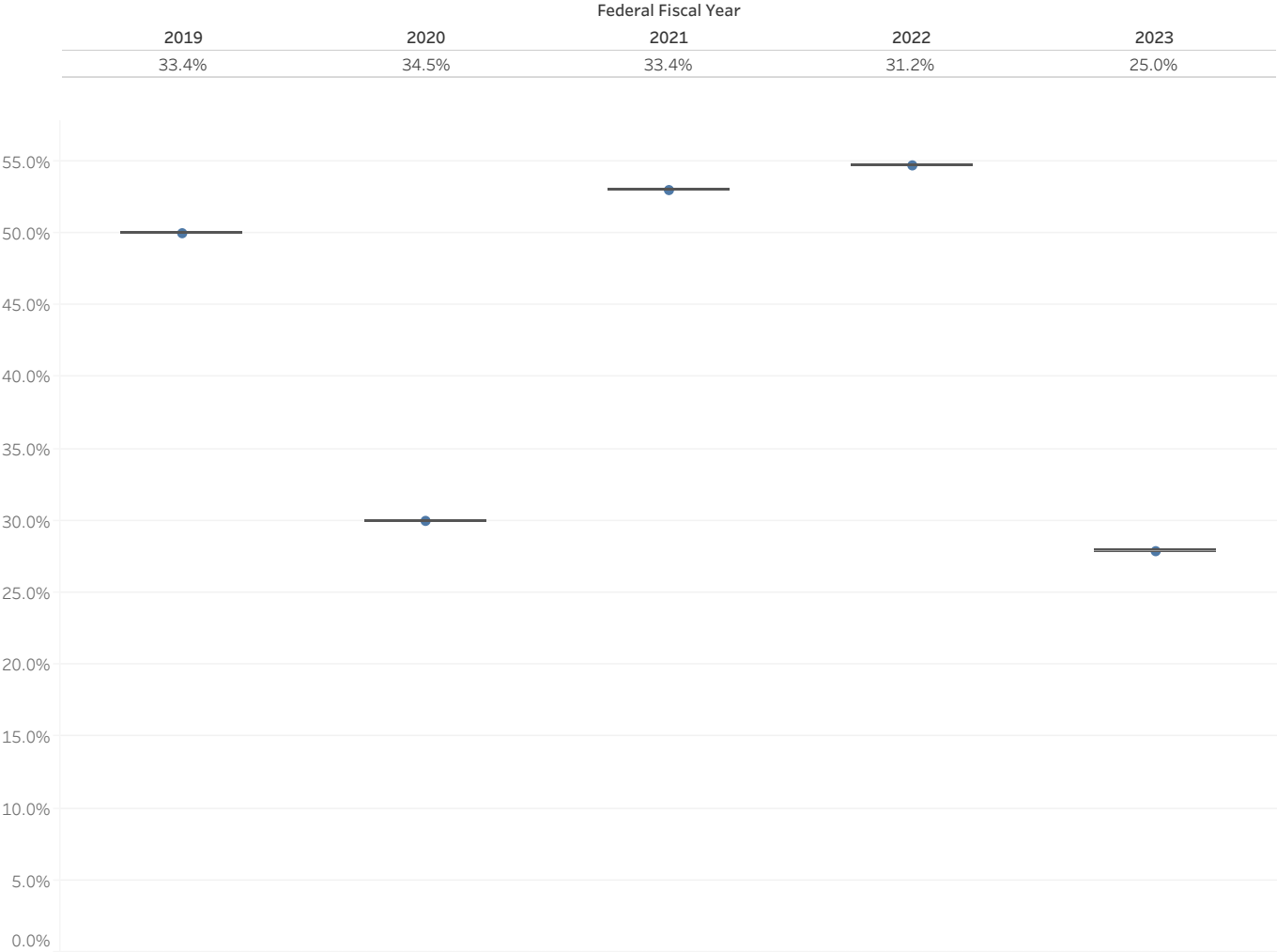


Agenda Item 4.1.2.1.1

**Successful Street Outreach**  
Exits to Temporary or Permanent Housing  
National averages are displayed at top

AHAR Part 1 CoC Category  
All

HUD CoC Number  
CA-614



Agenda Item 4.1.2.1.1

**Successful Street Outreach**  
Exits to Temporary or Permanent Housing  
National averages are displayed at top

AHAR Part 1 CoC Category  
All

HUD CoC Number  
All

