



**HOMELESS SERVICES OVERSIGHT COUNCIL (HSOC)  
Data & Performance Committee Meeting Agenda**

August 18, 2025, 9:00 am

**Committee members must participate in person** (except for just cause reasons, or personal emergency reasons approved by the HSOC):

Room 356, County of San Luis Obispo Department of Social Services,  
3433 South Higuera St, San Luis Obispo, CA 93401

Members with approved just cause reasons and the public may participate by Zoom video call:

<https://us06web.zoom.us/j/83795764114?pwd=pSsliClVmHzXOUFrcoNaExbVnaOyzN.1>

Or dial in:

+1 669 444 9171

Meeting ID: 837 9576 4114

Passcode: 017069

1. Call to Order and Introductions (2 minutes\*)
2. Public Comment (3 minutes\*)
3. Consent: Approval of Minutes (2 minutes\*)
4. Action/Information/Discussion
  - 4.1. Implementing Five-Year Plan Line of Effort 3 – Improve and Expand Data Management Efforts Through HMIS and Coordinated Entry System to Strengthen Data-Driven Operational Guidance and Strategic Oversight
    - 4.1.1. Action Item: Approve Minimum Intake Form for Low Barrier, Non-Continuum Services (10 minutes\*)
    - 4.1.2. Information Item: CAPSLO Parking Program Update (10 minutes\*)
    - 4.1.3. Information Item: Homeless and Foster Youth Services School Year Data in Review (15 minutes\*)
    - 4.1.4. Homeless Management Information System (HMIS)



- 4.1.4.1. Discussion Item: System Performance Measures (SPM) Update (25 minutes\*)
- 4.1.4.2. Information Item: Data Quality Improvement Plans (5 minutes\*)
- 4.1.4.3. Discussion Item: CalAIM Data (5 minutes\*)
- 4.1.4.4. Information Item: HMIS Staff Report (10 minutes\*)
- 5. Future Discussion/Report Items (3 minutes\*)
- 6. Next Regular Meeting: September 15, 2025
- 7. Adjournment

The full agenda packet for this meeting is available on the SLO County HSOC web page:  
<https://www.slocounty.ca.gov/departments/social-services/homeless-services-division/homeless-services-oversight-council>

**HOMELESS SERVICES OVERSIGHT COUNCIL (HSOC)  
DATA & PERFORMANCE COMMITTEE MEETING MINUTES**

**Date**

July 21, 2025

**Time**

9:03 am-10:21 am

**Location**

Room 356, Department of Social Services, 3433 S. Higuera St., San Luis Obispo, CA 93401

**Members Present**

Helene Finger  
Mark Frauenheim  
Nathan Rubinoff  
Ranel Porter  
Mark Lamore  
Michael Azevedo- alternate for Janna Nichols

**Members Absent**

Diana Howard  
Janna Nichols  
Jessica Thomas

**Staff and Guests**

Ashlee Hernandez  
Cortney Savage  
Daisy Wiberg  
Derek Ferree  
Erica Jaramillo  
Jeff Al-Mashat  
Kari Howell  
Kate Bourne  
Laurel Weir  
Merlie Livermore  
Mimi Rodriguez  
Nathan Rubinoff  
Nathaniel Bearson  
Staci Dewitt

**1. Call to Order and Introductions**

Mark Lamore, in lieu of Janna Nichols, called the meeting to order at 9:03 am. Introductions were made by those new at the meeting.

**2. Public Comment**

None presented.

### **3. Consent: Approval of Minutes**

Helene moved the motion to approve the minutes. Nathan seconded the motion. Minutes were approved by voice vote, with no abstentions and none opposed.

### **4. Action/Information/Discussion**

#### **4.1. Implementing Five-Year Plan Line of Effort 3 – Improve and Expand Data Management Efforts Through HMIS and Coordinated Entry System to Strengthen Data-Driven Operational Guidance and Strategic Oversight**

##### **4.1.1. Discussion Item: Supportive Parking Program Model and Outcomes**

Moved to the next meeting. (Jack Lahey from CAPSLO was not present at the meeting).

##### **4.1.2. Discussion Item: SLO County CoC HMIS Minimum Intake Form**

Kari provided some background information regarding the HMIS intake form. This form is targeted to be an action item for approval at next month's meeting.

##### **4.1.3. Homeless Management Information System (HMIS)**

###### **4.1.3.1. Information Item: System Performance Measures (SPM) Update**

Kate presented data from California SPM measure # 6- successful exits from street outreach. Data from Jan 1, 2024-Dec 2024 report showed successful exits from the streets to 42 housing placements.

###### **4.1.3.2. Information Item: HMIS Staff Report**

Kari shared the most current HMIS Staff report snapshot, which consists of 17 participating HMIS agencies, 244 current users, 113 projects, and an average of 80 users accessing HMIS each day. She also mentioned that HMIS Helpdesk received 828 messages since the last Committee meeting, and 55 percent of these messages were resolved on the first reply.

### **5. Future Discussion/Report Items**

- Supportive Parking Program Model and Outcomes
- CalAIM programs data information tracking

### **6. Next Regular Meeting: August 18, 2025**

### **7. Adjournment**

Mark Lamore adjourned the meeting at 10:21 am.

# SLO County CoC: Clarity Minimum Intake Form –

TO BE USED WITH SERVICES ONLY NON-CONTINUUM HMIS PROJECT ONLY



## CLIENT PROFILE INFORMATION

Head of Household ☐ Yes ☐ No

Release of Information Permission: ☐ Yes Documentation: ☐ E-SIGN ☐ PDF/ Attach ☐ Verbal \*\*  
☐ No\* (\*Toggle Enrollment to Private) \*\*Use of verbal consent should be limited – See HMIS Privacy Policy

First Name:

Last Name:

Quality of Name ☐ Full name ☐ Partial, street, code ☐ Client doesn't know ☐ Client prefers not to answer ☐ Data not collected

SSN:

Use "x" for unknown digits

Quality of SSN ☐ Full SSN ☐ Approx or partial ☐ Client doesn't know ☐ Client prefers not to answer ☐ Data not collected

Date of Birth / /

Quality of DOB ☐ Full DOB ☐ Approx or partial ☐ Client doesn't know ☐ Client prefers not to answer ☐ Data not collected

Gender: ☐ Woman (Girl, if child) ☐ Man (Boy, if child)

☐ Different Identity (specify):

☐ Culturally Specific Identity (e.g., Two-Spirit) ☐ Questioning ☐ Client doesn't know ☐ Transgender

☐ Client prefers not to answer ☐ Non-Binary ☐ Data not collected

Pronouns: ☐ He/him/his ☐ She/her/hers ☐ They/them/theirs ☐ Ze/zir/zirs ☐ Client doesn't know ☐ Client prefers not to answer ☐ Data not collected

Race and Ethnicity: ☐ American Indian, Alaska Native, or Indigenous ☐ Asian or Asian American  
☐ Black, African American, or African ☐ Native Hawaiian or Pacific Islander ☐ White ☐ Hispanic/ Latina/e/o  
☐ Middle Eastern or North African ☐ Client doesn't know ☐ Client prefers not to answer ☐ Data not collected

Veteran Status ☐ Yes ☐ No ☐ Client doesn't know ☐ Client prefers not to answer ☐ Data not collected

**Add Record in Clarity after Client Profile and Release of Information have been completed**

**HOUSEHOLD INFORMATION – See Response Options Above – Or use separate form for each member.**

Name	DOB	SSN	Gender	Race & Ethnicity	Relate to HoH	Pronouns

## ENROLLMENT INFORMATION

Project Start Date (mm/dd/yyyy) : / /

### Entry Information

Type of Residence: Homeless Situations ☐ Place not meant for human habitation (streets, car, etc) ☐ Safe Haven ☐ Emerg. Shelter, inc hotel or motel paid with voucher or host home shelter.

☐ Foster Care/Group Home ☐ Hospital or other residential ☐ Hotel/Motel ☐ Jail/Prison/ Juvenile detention facility

☐ Owned by Client w/ Subsidy ☐ Owned by Client w/o Subsidy ☐ Perm. Housing for Homeless ☐ Long Term Care Facility or Nursing Home ☐ Psychiatric hospital or facility ☐ Sub. Abuse Facility ☐ Transitional Housing ☐ Residential project or halfway house with no homeless criteria ☐ Hotel/ Motel w/o ES voucher ☐ Host home (non-crisis)

☐ Rental by client, no ongoing subsidy ☐ Rental by client, with ongoing subsidy ☐ Staying w/ Family ☐ Staying w/ Friends ☐ Owned by client, no subsidy ☐ Owned by client with subsidy ☐ Client doesn't know ☐ Client prefers not to answer ☐ Data not collected

# Homeless & Foster Youth Services

San Luis Obispo County  
Office of Education



# McKinney-Vento Homeless Assistance Act

Children who lack a ***fixed, regular, and adequate*** nighttime residence.

***Fixed*** = stationary, permanent, and not subject to change.

***Regular*** = used on a normal, standard, and consistent basis.

***Adequate*** = sufficient for meeting both the physical and psychological needs typically met in home environments.

# Homeless Student Enrollment by Dwelling Type

## San Luis Obispo County Report

<u>School Year</u>	<u>McK-V Students</u>	<u>%</u>
2019-20	2,503	7%
2020-21	2,790	8%
2021-22	2,771	8%
2022-23	3,107	9%
2023-24	3,858	11%

Data from DataQuest





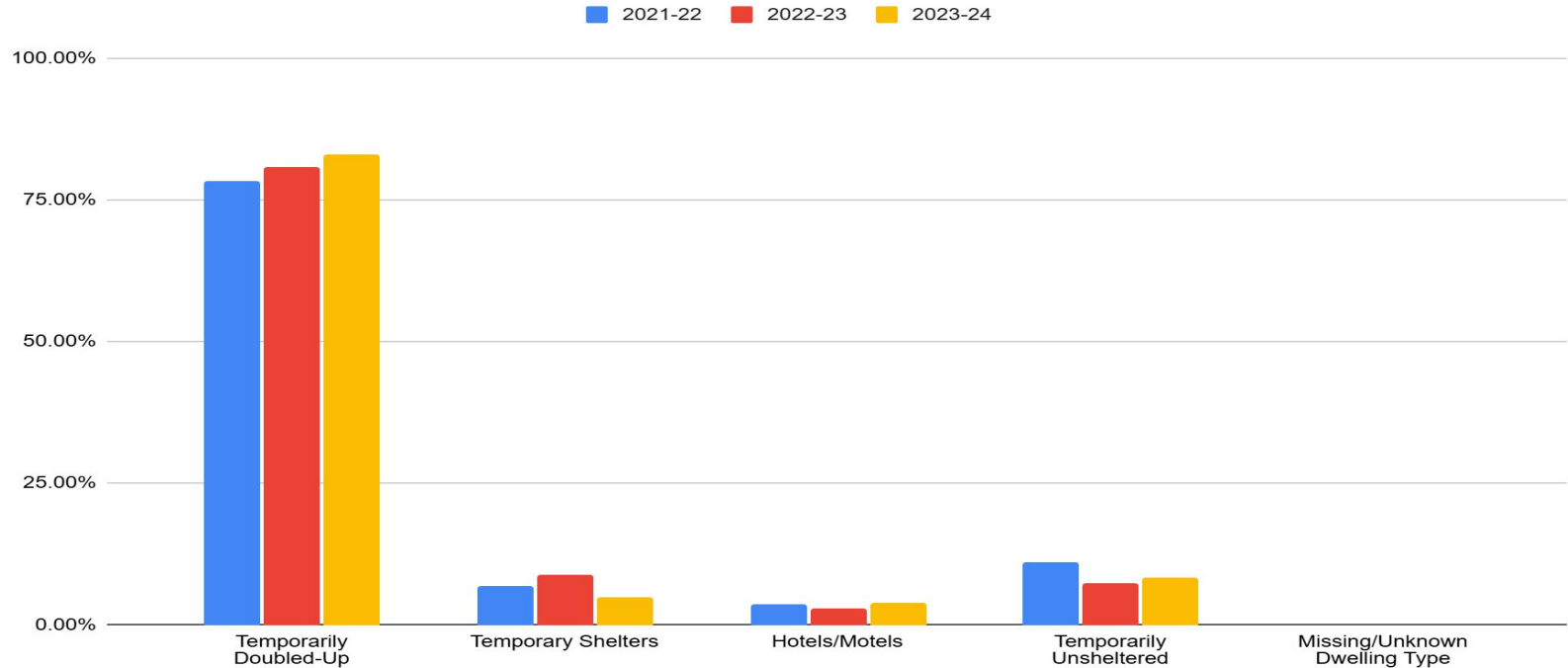
# San Luis Obispo County Homeless Student Enrollment by Dwelling Type

	Temporarily Doubled-Up	Temporary Shelters	Hotels/Motels	Temporarily Unsheltered	Missing/Unknown Dwelling Type
2021-22	78.30%	6.80%	3.70%	11.10%	0.00%
2022-23	80.70%	8.90%	2.90%	7.40%	0.00%
2023-24	83.00%	4.80%	3.90%	8.20%	0.00%

Data from DataQuest

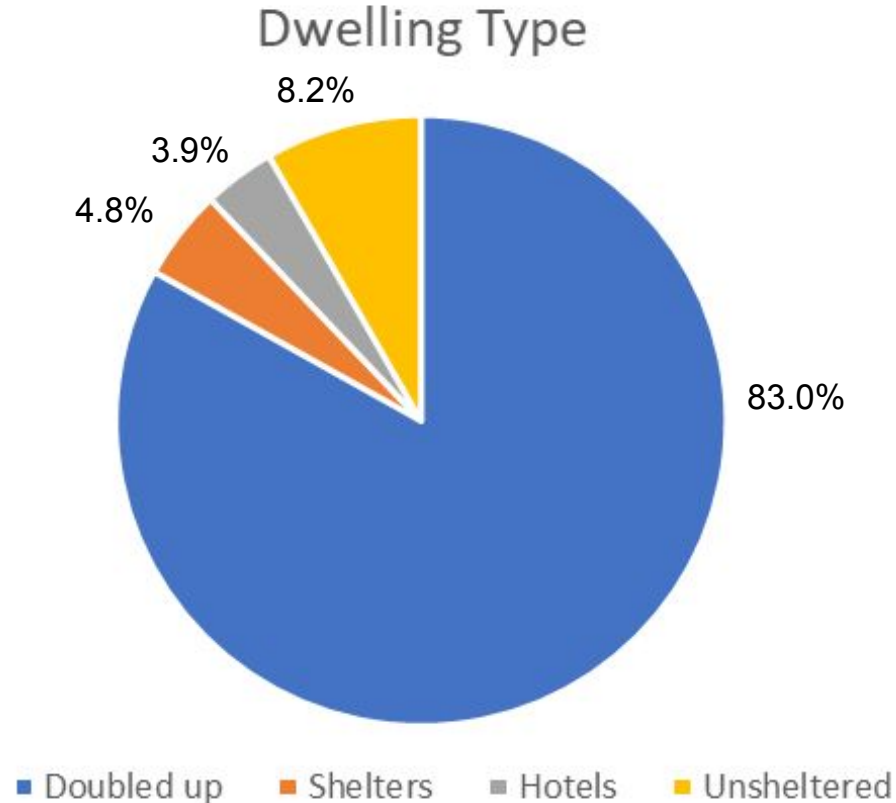
# San Luis Obispo County Homeless Student Enrollment by Dwelling Type

2021-22, 2022-23 and 2023-24



# *DataQuest 2023-24 Homeless Student by Dwelling Type*

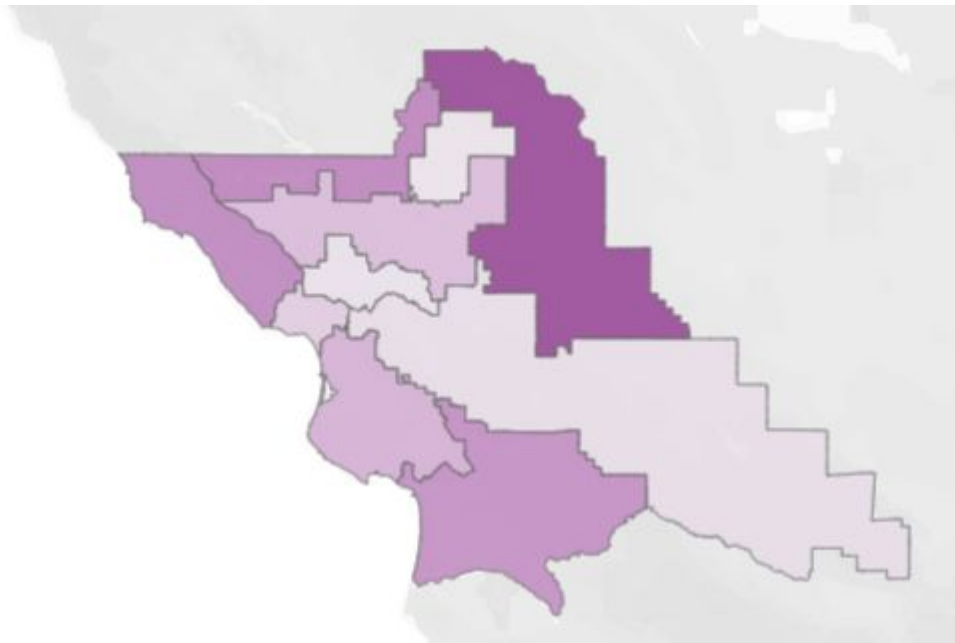
## San Luis Obispo County





SchoolHouse  
Connection

## California: San Luis Obispo County Child and Youth Homelessness 2022-23



© 2025 Mapbox © OpenStreetMap

% Homeless Students

0.00%



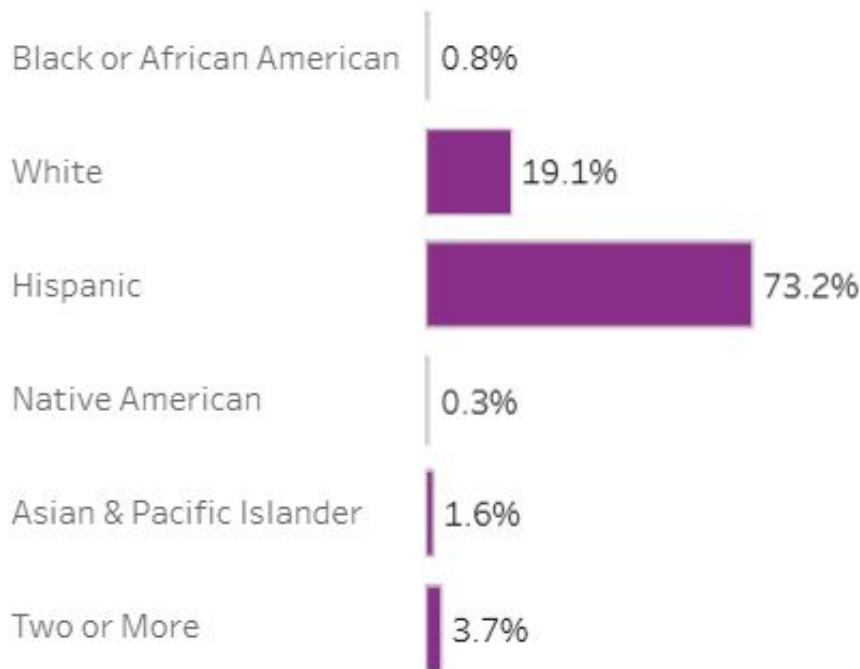
31.61%

# Child and Youth Homelessness Data Profiles

By [SchoolHouse Connection](https://schoolhouseconnection.org/article/data-profiles) <https://schoolhouseconnection.org/article/data-profiles>

## Race and Ethnicity Of Students Experiencing Homelessness

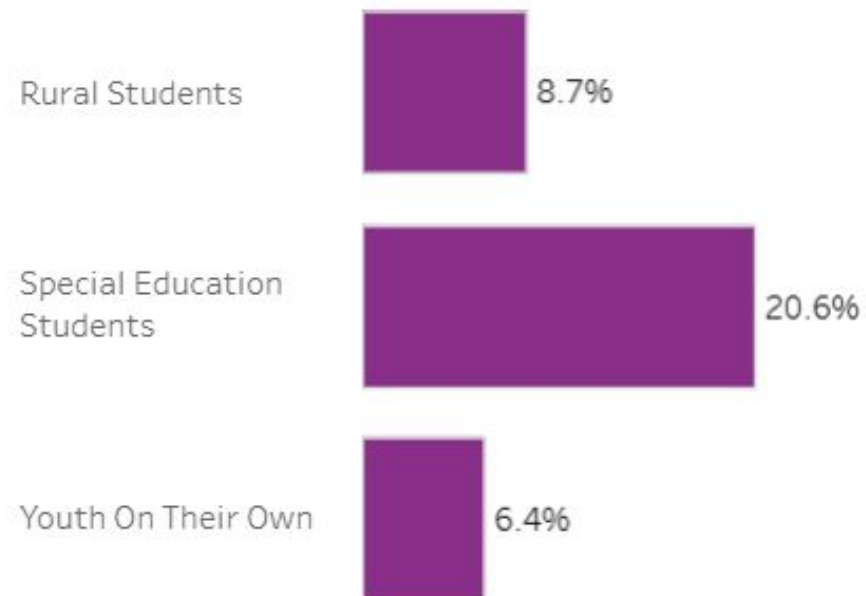
Pre K - 12, SY22-23 (Percentages do not sum to 100% due to redacted data)



## Other Support Needs Among Students

Experiencing Homelessness

Pre K - 12, SY22-23



# Homeless Services Providers & School Liaisons

Every district must have a homeless education liaison

School District Homeless Liaisons <http://slocoe.org/liaisons>

**Connect:** Learn who your school district liaisons are and introduce yourself.

**Coordinate:** Work together to ensure students receive their McKinney-Vento educational rights and any support or services the school has to offer.

**Collaborate:** Break down barriers (transportation, attendance, lack of clothing or toiletries) and build strong support systems.

#### Measure 4: Employment and Income Growth for Homeless Persons in CoC Program-funded Projects

##### Metric 4.1 – Change in earned income for adult system stayers during the reporting period

Metric	Aug-25	2024	2023
Universe: Number of adults (system stayers)	36	40	47
Number of adults with increased earned income	1	2	4
Percentage of adults who increased earned income	2.78	5%	9%

##### Metric 4.2 – Change in non-employment cash income for adult system stayers during the reporting period

Metric	Aug-25	2024	2023
Universe: Number of adults (system stayers)	36	40	47
Number of adults with increased non-employment cash income	12	19	29
Percentage of adults who increased non-employment cash income	33.33	48%	62%

##### Metric 4.3 – Change in total income for adult system stayers during the reporting period

Metric	Aug-25	2024	2023
Universe: Number of adults (system stayers)	36	40	47
Number of adults with increased total income	13	21	33
Percentage of adults who increased total income	36.11	53%	70%

##### Metric 4.4 – Change in earned income for adult system leavers

Metric	Aug-25	2024	2023
Universe: Number of adults who exited (system leavers)	14	14	13
Number of adults who exited with increased earned income	0	1	1
Percentage of adults who increased earned income	0	7%	8%

##### Metric 4.5 – Change in non-employment cash income for adult system leavers

Metric	Aug-25	2024	2023
Universe: Number of adults who exited (system leavers)	14	14	13
Number of adults who exited with increased non-employment cash income	6	6	3
Percentage of adults who increased non-employment cash income	42.86	43%	23%

##### Metric 4.6 – Change in total income for adult system leavers

Metric	Aug-25	2024	2023
Universe: Number of adults who exited (system leavers)	14	14	13
Number of adults who exited with increased total income	6	7	4
Percentage of adults who increased total income	42.86	50%	31%